

L U M I N A R I A S
& V E N T I L A D O R E S

BY
FORLIGHT

L I G H T I N G
F I X T U R E S & F A N S

20
26

L U M I È R E S &
V E N T I L A T E U R S

50 años de experiencia
50 years of experience
50 ans d'expérience

Producto en stock y entrega rápida
Product in stock and fast delivery
Produit en stock et livraison rapide





Acerca de Forlight

Forlight es una marca de iluminación de origen español y creada en Barcelona en 2015, cuyo objetivo es ofrecer soluciones óptimas de iluminación y ventilación al alcance de todos; con diseños que dan carácter a todos los espacios de un entorno residencial, tanto interiores como exteriores.

Avalados por los más de 50 años de experiencia de LedsC4, grupo de iluminación al que pertenece, Forlight ofrece una amplia cartera de productos, con el equilibrio óptimo entre coste, tecnología, material, diseño y eficiencia energética.

About Forlight

Forlight is a Spanish based lighting brand, set up in Barcelona in 2015, whose aim is to offer optimal lighting and fan solutions within everyone's reach. We are putting in faith on designs that give character to all spaces in a residential environment, both indoor and outdoor.

Endorsed by LedsC4's over 50 years' experience, group to which Forlight belongs, we are seeking to provide a wide product portfolio, with the optimal balance between cost, technology, material, design, and energy efficiency.

À propos de Forlight

Forlight est une marque de luminaires créée en 2015 à Barcelone en Espagne. Offrir des solutions d'éclairage et de ventilation optimales, et à la portée de tous, est son objectif. Forlight présente des designs qui apportent du caractère à tous les espaces résidentiels, tant à pour intérieur que pour l'extérieur.

Forts de 50 ans d'expérience du Groupe LedsC4 auquel Forlight appartient, nous cherchons à offrir un large éventail de produits dont l'équilibre coût, technologie matériaux, design et efficacité énergétique est optimal.

Forlight, marca respaldada por LedsC4 y con más de 50 años de experiencia en el sector, se dedica a mejorar la calidad de vida de las personas mediante soluciones innovadoras de ventilación e iluminación. Especializada en proyectos residenciales, hoteleros y retail, Forlight ofrece productos diseñados para crear ambientes confortables y funcionales.

Design and comfort for your projects

Forlight, a brand backed by LedsC4 and with over 50 years of industry experience, is committed to enhancing people's quality of life through innovative ventilation and lighting solutions. With a focus on residential, hotel and retail projects, Forlight offers products designed to create comfortable, functional spaces.



Design et confort pour vos projets

Forlight, marque soutenue par LedsC4 et forte de plus de 50 ans d'expérience dans le secteur, se consacre à l'amélioration de la qualité de vie des personnes grâce à des solutions innovantes en matière de ventilation et d'éclairage. Spécialisée dans les projets résidentiels, hôteliers et commerciaux, Forlight propose des produits conçus pour créer des environnements confortables et fonctionnels.

“Forlight, marca del grupo LedsC4, pertenece al grupo industrial Brand Corner, sello dinámico, con un núcleo familiar y emprendedor fundado en 1987, que cuenta con gran presencia internacional y una visión de negocio global.

Brand Corner cuenta con un equipo internacional de más de 2.000 profesionales que desarrollan proyectos en todo el mundo, reuniendo empresas que operan en sectores tan diversos como la iluminación, el mueble, la construcción, el pequeño electrodoméstico, packaging, sistemas de seguridad, equipamiento sanitario, gas y petróleo, inyección de plástico y envasados.”



350M€



**15 centros
de producción**



**2000
Empleados**



**+140 países con
proyectos LedsC4**

“A brand of the LedsC4 group, Forlight is part of Brand Corner industrial group, a dynamic family-rooted business group founded in 1987 with a large international presence and global business vision.

Brand Corner has an international team of more than 2,000 professionals developing projects all over the world, bringing together companies in a wide range of sectors including lighting, furniture, construction, household appliances, packaging, security systems, sanitary equipment, gas and oil, plastic injection moulding and cardboard.”

«Forlight, marque du groupe LedsC4, appartient au groupe industriel Brand Corner, une entreprise dynamique au noyau familial et entrepreneurial fondée en 1987, qui a une large présence internationale et une vision commerciale globale.

Brand Corner s’appuie sur une équipe internationale de plus de 2000 professionnels qui développent des projets dans le monde entier, réunissant des entreprises qui opèrent dans des secteurs aussi divers que l’éclairage, le mobilier, la construction, le petit électroménager, le packaging, les systèmes de sécurité, les équipements sanitaires, le gaz et le pétrole, l’injection plastique et l’emballage.»

LedsC4



SCHMITZ | WILA

VILAGRASA

Resol



HORMIPRESA

bover
barcelona lights

plasdfur

CVmédica®

b&b
trends



precintia



La innovación es nuestro lenguaje. Forlight Creations es un espacio de creación donde la imaginación se encuentra con la ingeniería para dar vida a productos de iluminación y ventilación que marcan la diferencia.

ForLight Creations

Innovation is our language. Forlight Creations is a creative hub where imagination meets engineering to develop lighting and ventilation products that make a difference.

L'innovation est notre marque de fabrique. Forlight Creations est un espace de création dans lequel l'imagination se mêle à l'ingénierie pour créer des produits d'éclairage et de ventilation qui font la différence.







Cada proyecto es una oportunidad para mejorar el entorno en el que vivimos, creando ambientes que inspiran y enriquecen la experiencia diaria.

Each project is an opportunity to enhance the spaces we live in, creating environments that inspire and elevate everyday experiences.

Chaque projet est une opportunité d'améliorer l'environnement dans lequel nous vivons, en créant des ambiances qui inspirent et enrichissent l'expérience quotidienne.



Sostenibilidad

Nos comprometemos a cuidar el entorno y generar un impacto positivo en el planeta, adoptando prácticas responsables para la conservación y el bienestar de las futuras generaciones.



Sustainability

We are committed to protecting the environment and making a positive impact on the planet by adopting responsible practices that ensure conservation and the well-being of future generations.

Durabilité

Nous nous engageons à prendre soin de l'environnement et à avoir un impact positif sur la planète, en adoptant des pratiques responsables pour la conservation et le bien-être des générations futures.



Versatilidad

Ofrecemos un extenso portafolio con una variada gama de productos, múltiples acabados y kits lumínicos adaptados a todas las necesidades.

Versatility

We offer an extensive portfolio featuring a wide range of products, multiple finishes and lighting kits tailored to every need.

Polyvalence

Nous proposons un large portefeuille avec une gamme variée de produits, de multiples finitions et des kits lumineux adaptés à tous les besoins.



Globalidad

Diseñamos productos adaptables a nivel global, con colecciones multivoltaje que garantizan compatibilidad y flexibilidad en todos los mercados.

Global reach

We design products for global adaptability, with multi-voltage collections that ensure compatibility and flexibility across all markets.

Globalité

Nous concevons des produits adaptables à l'échelle mondiale, avec des collections à multi-tensions qui garantissent la compatibilité et la flexibilité sur tous les marchés.



RAL 6021



white
1/2 x 1/2 - 1/2 x 1/2

Nuestro servicio

Disponer de productos con las especificaciones y la calidad adecuadas en el momento oportuno es la esencia de nuestra marca. Por ello, tenemos stocks permanentes en nuestros almacenes europeos y disponemos de puntos de servicios en más de 140 países, lo que nos permite garantizar una excelente experiencia de compra.























Our service








Having products with the right specifications and quality at the right time is the essence of our brand. Therefore, we aim to provide excellent experience to customers anywhere in the world, with service points in more than 140 countries, and permanent stocks of all catalogued products, in our European warehouses.

Nôtre service














Proposer des produits présentant les meilleures caractéristiques techniques et une qualité optimale à tout moment, c'est l'essence même de notre marque. C'est pourquoi nous offrons à nos clients une excellente expérience partout dans le monde, grâce à nos centres de service répartis dans plus de 140 pays, et grâce à des stocks permanents de tout produit catalogué dans nos entrepôts européens.

Indoor Technical





















<p>Downlight empotrado</p> <p>Recessed downlight</p> <p>Downlight encastré</p>	<p>Jet 046</p> 	<p>Easy 048</p> 	<p>Element 050</p> 	<p>Bala 052</p> 	<p>Hide 054</p> 
	<p>Base 056</p> 	<p>Dorit 056</p> 	<p>Cardan 057</p> 	<p>Sicro 058</p> 	<p>Sound Plus 059</p> 
	<p>Lab 060</p> 	<p>Ter 061</p> 	<p>Feu 062</p> 	<p>Rame 063</p> 	
<p>Iluminación modular</p> <p>Modular downlight</p> <p>Plafond d'éclairage modulaire</p>	<p>Mix LED 064</p> 	<p>Mix GU10 065</p> 			
<p>Downlight de superficie</p> <p>Surface downlight</p> <p>Downlight surface</p>	<p>Jet 066</p> 	<p>Easy 068</p> 	<p>Era 070</p> 		
<p>Luminaria de superficie</p> <p>Surface mounted</p> <p>Luminaire de surface</p>	<p>Ilo 072</p> 	<p>Pop 074</p> 	<p>Square Eco 076</p> 		







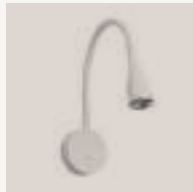





<p>Proyector de carril</p> <p>Track spotlight</p> <p>Projecteur et rail</p>	<p>Tent 078</p> 	<p>Luvo 080</p> 			
<p>Iluminación de paso</p> <p>Passageway lighting</p> <p>Éclairage de passage</p>	<p>Zilo 082</p> 	<p>Senya 084</p> 	<p>Icon 086</p> 	<p>Nod 086</p> 	<p>Kairo 087</p> 

Bathroom













<p>Downlight de superficie</p> <p>Surface downlight</p> <p>Downlight surface</p>	<p>Fab 090</p> 				
<p>Downlight empotrado</p> <p>Recessed downlight</p> <p>Downlight encastré</p>	<p>Ter 092</p> 	<p>Rame 094</p> 	<p>Lab 094</p> 	<p>Feu 095</p> 	
<p>Aplique pared</p> <p>Wall lamp</p> <p>Applique</p>	<p>Sfera 096</p> 	<p>Giro 098</p> 	<p>Metà 099</p> 	<p>Passeggio 100</p> 	<p>Nora 102</p> 
	<p>Lungo 103</p> 				
<p>Espejo</p> <p>Mirror</p> <p>Miroir</p>	<p>Lizz 104</p> 	<p>Zico 106</p> 			














Indoor Decorative

Colgante Pendant lamp Suspension	Cortic 110 	Dama 112 	Riba 114 	Stac 116 	Era 118 
Aplique pared Wall lamp Applique	Duplo 120 	Meds 122 	Thin 124 	Keop 124 	Glass 125 
	Niza 125 	Toppi 126 			
Sobremesa Table Lamp Lampes de table	Cortic 128 	Nuts 130 	Meds 132 	Touch 134 	Zenit 135 
Pie de salón Floor lamp Lampadaires	Meds 136 				
Luminaria de superficie Surface mounted Luminaire de surface	Farrow 138 	Stac 140 			





















<p>Serie de focos Spot series Séries de spots</p>	<p>Kaplan 142</p> 	<p>Era 144</p> 	<p>Nature 146</p> 	<p>Eufo 148</p> 	
<p>Luz de lectura Reading light Lampe de lecture</p>	<p>Era 150</p> 	<p>Colo 151</p> 	<p>Crobat 152</p> 	<p>Mine 153</p> 	<p>Bas 154</p> 
	<p>Lyon 155</p> 	<p>Aura 156</p> 	<p>Janet 157</p> 		








Outdoor I

<p>Solar Solar Solaire</p>	<p>Olaf 160</p> 	<p>Ret 161</p> 	<p>Cero 162</p> 	<p>Top 164</p> 	
<p>Empotrable de suelo Uplight recessed Encastré sol</p>	<p>Tidian 165</p> 	<p>Ringo 166</p> 	<p>Incasso 167</p> 		
<p>Luz de señalización Wayfinding lighting Éclairage de signalisation</p>	<p>Senya 170</p> 				
<p>Empotrable de pared Recessed wall fixture Applique encastré</p>	<p>Zilo 172</p> 	<p>Tamesis 174</p> 	<p>Rect 176</p> 	<p>Icon 177</p> 	

Projector Spotlight Projecteur	Vista 178 	Crest 180 	Trim 182 	Fint 184 	Pious 186 
	Minimal 188 	Jumbo 189 	Hit 190 	Ousia 192 	Tidian 194 
	Post 195 				
Projector de pared Wall spotlight Projecteur mural	Vista 196 	Eleve 198 			

Outdoor II

<p>Aplique pared Wall lamp Applique</p>	<p>Moo 200</p> 	<p>Eclipta I 202</p> 	<p>Eclipta II 204</p> 	<p>Kapa 206</p> 	<p>Yika 207</p> 
<p>Slim 208</p> 	<p>Rex 210</p> 	<p>Olaf 212</p> 	<p>Ret 213</p> 	<p>Top 214</p> 	<p>Block 214</p> 
<p>Samper 215</p> 	<p>Zenitha 215</p> 	<p>One 216</p> 	<p>Auro 218</p> 	<p>Creu 220</p> 	<p>Kairo 222</p> 
<p>Nod 226</p> 	<p>Hide 227</p> 	<p>Loyd 227</p> 	<p>Orion 228</p> 	<p>Ara 232</p> 	<p>Fond 234</p> 
<p>Kala 236</p> 	<p>Prisma 237</p> 	<p>Avenue 238</p> 	<p>Alan 239</p> 	<p>Area 240</p> 	<p>Kubo 242</p> 
<p>Cube 243</p> 	<p>Osaka 244</p> 	<p>Mayor 245</p> 	<p>Thomas 246</p> 	<p>Quanta 247</p> 	<p>Veta 248</p> 

Astra 249					
					
Baliza Bollard Balise	Eclipta I 250 	Eclipta II 252 	One 254 	Hide 256 	Yika 257 
Arrow 258 	Top 259 	Astra 260 	Veta 262 	Pixa 264 	Cone 265 
Indoo 266 	Mandela 267 	Kala 268 	Koral 268 	Siljan 269 	Alfil 269 
Luminaria de superficie Surface mounted Luminaire de surface	Orion 270 	Crest 272 	Ford 273 	Scal 274 	

Portable

Portátil	Pomer 278	Treta 280	Sirina 282	Baser 284	Rorer 286
Portable					
Portable					

Fans

Intro

290

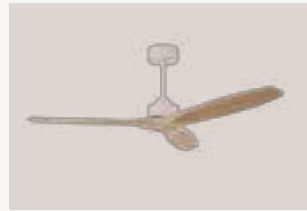
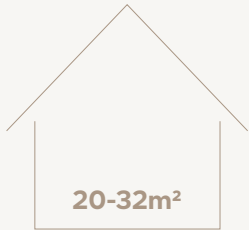
L

302

Stem Evo L N  310

N  312

N  314



Structure
Blade



Structure
Blade




Structure
Blade

N  316

N  318

N  320

Calar L  322



Structure
Blade




Structure
Blade




Structure
Blade




Structure
Blade

Pam  324

Garbí  326

Nepal  328

Phuket  330



Structure
Blade




Structure
Blade





Structure
Blade




Structure
Blade

Mogan  332

Helix  334

Bora  336

Zonda  338



Structure
Blade



Structure
Blade



Structure
Blade



Structure
Blade

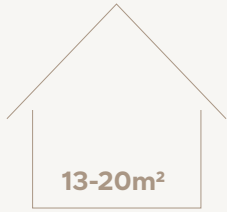
M

340

Stem Evo M 348

350

352



Structure
Blade

Structure
Blade

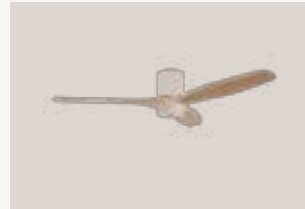
Structure
Blade

354

356

358

Calar M 360



Structure
Blade

Structure
Blade

Structure
Blade

Structure
Blade

Bosc 362

Shadow 364

Bora 366

Borneo 368



Structure
Blade

Structure
Blade

Structure
Blade

Structure
Blade

Klar 370

Windy 372

July 374



Structure
Blade

Structure
Blade

Structure
Blade

S 376

Calar S 378

Accessories 380




Structure
Blade






















Indoor Technical

Downlight empotrado
Recessed downlight
Downlight encastré

Jet	046
Easy	048
Element	050
Bala	052
Hide	054
Base	056
Dorit	056
Cardan	057
Sicro	058
Sound Plus	059
Lab	060
Ter	061
Feu	062
Rame	063

Iluminación modular
Modular downlight
Plafond d'éclairage modulaire

Mix LED	064
Mix GU10	065

Downlight de superficie
Surface downlight
Downlight surface

Jet	Ⓝ 066
Easy	068
Era	Ⓝ 070

Luminaria de superficie
Surface mounted
Luminaire de surface

Ilo	072
Pop	Ⓝ 074
Square Eco	076

Proyector de carril
Track spotlight
Projecteur et rail

Tent	Ⓝ 078
Luvo	080

Iluminación de paso
Passageway lighting
Éclairage de passage

Zilo	Ⓝ 082
Senya	Ⓝ 084
Icon	086
Nod	086
Kairo	Ⓝ 087

Jet

MAT
Aluminium

DIF
Polystyrene

CLASS II
100-240V / 50-60Hz

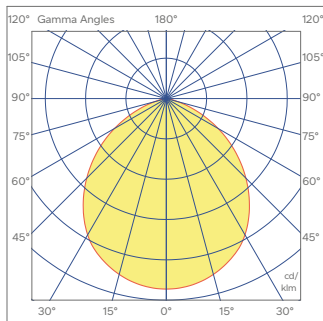
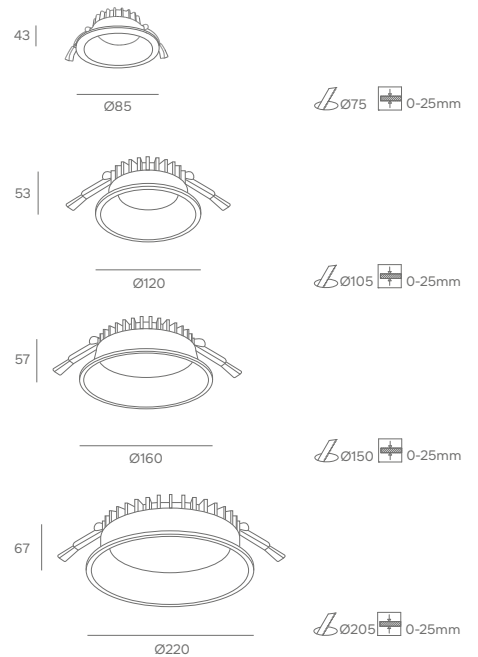


TC-0002-BLA



TC-0003-NEG

CODE	SIZE	COLOR	POWER	KELVIN	RATED	UNITS
TC-0000-BLA	D85xH43mm	White	7W	3000K	720 lm	50
TC-0000-NEG	D85xH43mm	Black	7W	3000K	720 lm	50
TC-0001-BLA	D85xH43mm	White	7W	4000K	720 lm	50
TC-0001-NEG (S)	D85xH43mm	Black	7W	4000K	720 lm	50
TC-0002-BLA	D120xH53mm	White	10W	3000K	1020 lm	40
TC-0002-NEG (S)	D120xH53mm	Black	10W	3000K	1020 lm	40
TC-0003-BLA	D120xH53mm	White	10W	4000K	1020 lm	40
TC-0003-NEG (S)	D120xH53mm	Black	10W	4000K	1020 lm	40
TC-0004-BLA	D160xH57mm	White	20W	3000K	2135 lm	20
TC-0004-NEG (S)	D160xH57mm	Black	20W	3000K	2135 lm	20
TC-0005-BLA	D160xH57mm	White	20W	4000K	2135 lm	20
TC-0005-NEG (S)	D160xH57mm	Black	20W	4000K	2135 lm	20
TC-0006-BLA	D220xH67mm	White	30W	3000K	3300 lm	20
TC-0006-NEG (S)	D220xH67mm	Black	30W	3000K	3300 lm	20
TC-0007-BLA	D220xH67mm	White	30W	4000K	3300 lm	20
TC-0007-NEG (S)	D220xH67mm	Black	30W	4000K	3300 lm	20



H[m]	D[m]	Max lux	Med lux	Alpha=50.1°+50.1°	G=0.0
1.00	2.39	1147	360		
2.00	4.78	287	90		
3.00	7.17	127	40		
4.00	9.56	72	23		
5.00	11.95	46	14		

Value based on TC-0007-BLA

JET COLLECTION


Surface
downlight
P. 066



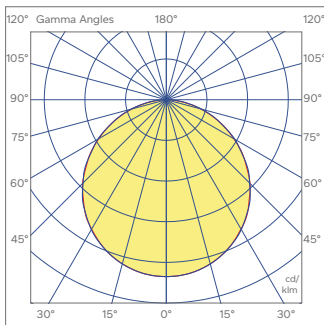




TC-0150-BLA



CODE	SIZE	COLOR	POWER	KELVIN	RATED FLUX	UNITS
TC-0148-BLA	D170xH23mm	White	12W	3000K	1150 lm	40
TC-0149-BLA	D170xH23mm	White	12W	4000K	1150 lm	40
TC-0150-BLA	D225xH23mm	White	18W	3000K	1510 lm	20
TC-0151-BLA	D225xH23mm	White	18W	4000K	1510 lm	20
TC-0203-BLA	D295xH23mm	White	22W	3000K	2160 lm	10
TC-0204-BLA	D295xH23mm	White	22W	4000K	2160 lm	10

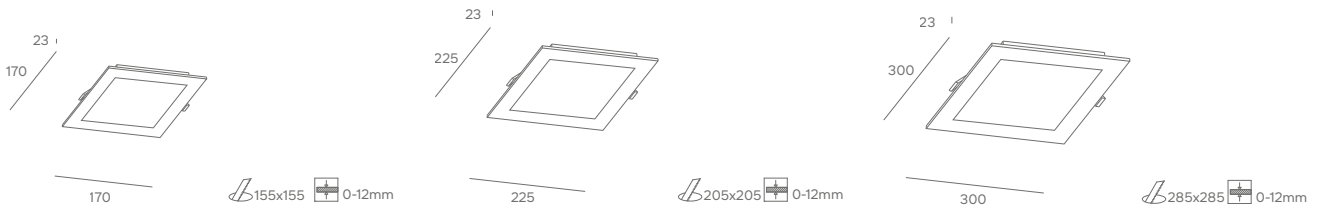


H[m]	D[m]	Max lux	Med lux	Alpha=56.4°+56.4°	G=0.0
1.00	3.01	585	141		
2.00	6.03	146	35		
3.00	9.04	65	16		
4.00	12.06	37	9		
5.00	15.07	23	6		

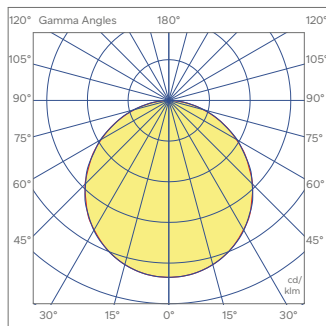
Value based on TC-0204-BLA



TC-0156-BLA



CODE	SIZE	COLOR	POWER	KELVIN	RATED FLUX	UNITS
TC-0154-BLA	L170xH23mm	White	12W	3000K	1150 lm	40
TC-0155-BLA	L170xH23mm	White	12W	4000K	1150 lm	40
TC-0156-BLA	L225xH23mm	White	18W	3000K	1510 lm	20
TC-0157-BLA	L225xH23mm	White	18W	4000K	1510 lm	20
TC-0212-BLA	L300xH23mm	White	22W	3000K	2160 lm	10
TC-0213-BLA	L300xH23mm	White	22W	4000K	2160 lm	10



H[m]	D[m]	Max lux	Med lux	Alpha=56.4°+56.4°	G=0.0
1.00	3.01	585	141		
2.00	6.03	146	35		
3.00	9.04	65	16		
4.00	12.06	37	9		
5.00	15.07	23	6		

Value based on TC-0213-BLA

EASY COLLECTION

Surface
downlight
P. 068



Element

MAT
Polycarbonate

DIF
Technopolymer

CLASS II
220-240V / 50-60Hz



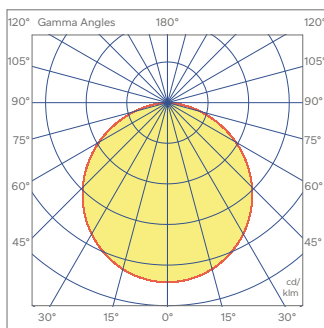
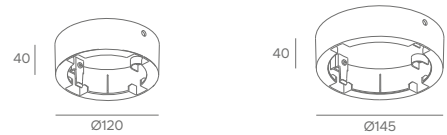
TC-0082-BLA



CODE	SIZE	COLOR	POWER	KELVIN	RATED FLUX	UNITS
TC-0081-BLA	D95x26mm	White	5W	3000K - 4000K - 6000K	784 lm*	100
TC-0082-BLA	D120x26mm	White	9,5W	3000K - 4000K - 6000K	1600 lm*	100
TC-0083-BLA	D145x26mm	White	11,5W	3000K - 4000K - 6000K	1890 lm*	60

*Value based on 4000K.

ACCESSORY CODE	SIZE	DESCRIPTION	UNITS
TC-0084-BLA (S)	D120x40mm	Surface frame for TC-0082	100
TC-0085-BLA (S)	D145x40mm	Surface frame for TC-0083	60



H[m]	D[m]	Max lux	Med lux	Alpha=56.3°+56.3°	G=0.0
1.00	2.99	391	95		
2.00	5.99	98	24		
3.00	8.98	43	11		
4.00	11.98	24	6		
5.00	14.97	16	4		

Value based on TC-0083-BLA





Recessed downlight

Bala

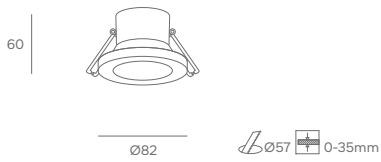
MAT
Aluminium

DIF
Polycarbonate

CLASS II
220-240V / 50-60Hz



TC-0440-BLA / TC-0472-BLA / TC-0491-BLA



CODE	COLOR	POWER	KELVIN	RATED FLUX	UNITS
TC-0440-BLA	White	5,2W	3000K	510 lm	20
TC-0472-BLA	White	8,9W	3000K	850 lm	20
TC-0491-BLA	White	8,9W	2700K	810 lm	20





Hide

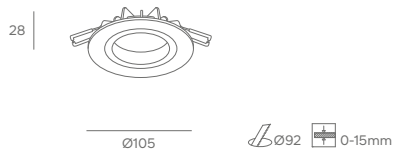
MAT
Aluminium

DIF
Glass

CLASS II
100-240V / 50-60Hz



TC-0175-BLA / TC-0215-BLA / TC-0176-BLA



CODE	COLOR	POWER	KELVIN	RATED FLUX	UNITS
TC-0175-BLA	White	7,8W	3000K	890 lm	20
TC-0215-BLA	White	7,8W	4000K	890 lm	20
TC-0176-BLA	White	10,9W	3000K	1150 lm	20





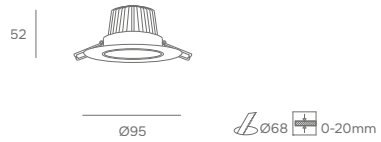
Recessed downlight

Base

MAT
Aluminium

DIF
Glass

CLASS II
100-240V / 50-60Hz



TC-0502-BLA

CODE	COLOR	POWER	KELVIN	RATED FLUX	UNITS
------	-------	-------	--------	------------	-------

TC-0502-BLA	White	7W	3000K	820 lm	20
-------------	-------	----	-------	--------	----

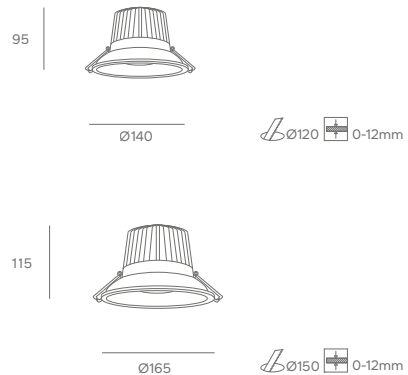


Dorit

MAT
Aluminium

DIF
Glass

CLASS II
100-240V / 50-60Hz



TC-0349-BLA / TC-0350-BLA

CODE	SIZE	COLOR	POWER	KELVIN	RATED FLUX	UNITS
------	------	-------	-------	--------	------------	-------

TC-0349-BLA	D140xH95mm	White	15,7W	3000K	1530 lm	18
TC-0350-BLA	D165xH115mm	White	18,7W	3000K	2300 lm	12



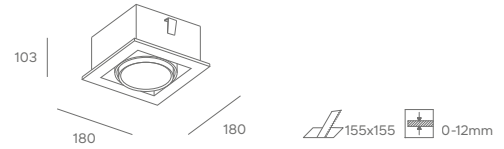
Cardan

MAT
Steel

CLASS II
100-240V / 50-60Hz



TC-1500-BLA

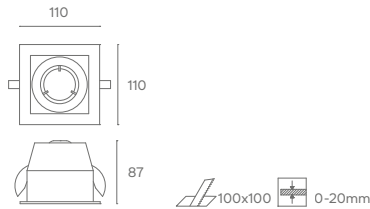


CODE	COLOR	POWER	UNITS
------	-------	-------	-------

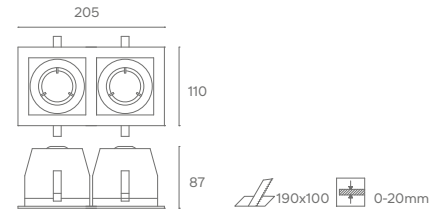
TC-1500-BLA	White	Max. 15W (LED)	12
-------------	-------	----------------	----



TC-1400-BLA



TC-1401-BLA



CODE	SIZE	COLOR	POWER	UNITS
------	------	-------	-------	-------

TC-1400-BLA	L110xH87mm	White	Max. 8W (LED)	32
TC-1401-BLA	L205xH87mm	White	2x Max. 8W (LED)	16

Compatible with module MIX TC-0070, TC-0071 (P. 042)

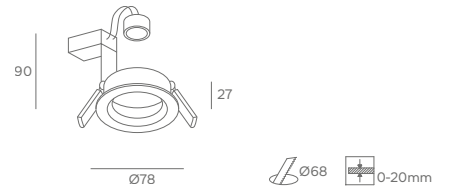




TC-0113-BLA



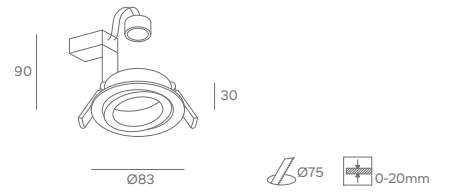
TC-0113-NEG



TC-0112-BLA



TC-0112-NEG



CODE	SIZE	COLOR	POWER	UNITS
TC-0113-BLA	D78xH90mm	White	Max. 8W (LED)	100
TC-0113-NEG	D78xH90mm	Black	Max. 8W (LED)	100
TC-0112-BLA	D83xH90mm	White	Max. 8W (LED)	100
TC-0112-NEG	D83xH90mm	Black	Max. 8W (LED)	100

Recessed downlight

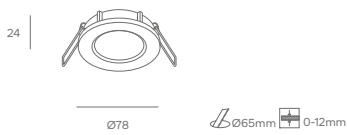
Sound Plus

MAT
Aluminium

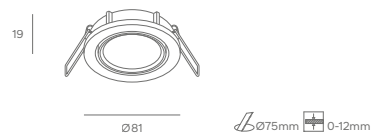
CLASS II
100-240V / 50-60Hz



TC-0134-BLA



TC-0135-BLA



CODE	SIZE	COLOR	POWER	UNITS
------	------	-------	-------	-------

TC-0134-BLA	D78xH90mm	White	Max. 8W (LED)	100
TC-0135-BLA	D81xH90mm	White	Max. 8W (LED)	100



Recessed downlight

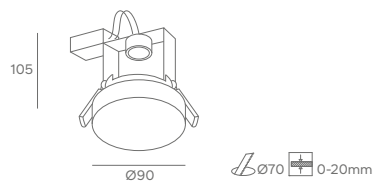
Lab


MAT
Steel

DIF
Glass

CLASS II
100-240V / 50-60Hz

Indoor Technical



CODE	COLOR	POWER	UNITS
DE-0132-BLA 	White finish	Max. 8W (LED)	50

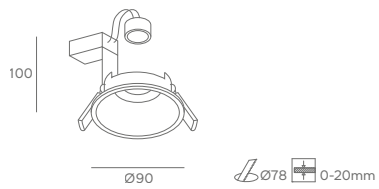
DE-0132-BLA

060



Bulb not included





DE-0130-BLA



DE-0130-NEG

CODE	COLOR	POWER	UNITS
------	-------	-------	-------

DE-0130-BLA	White	Max. 8W (LED)	50
DE-0130-NEG	Black	Max. 8W (LED)	50



Bulb not included



IP 65

Recessed downlight

Feu

MAT
Aluminium

DIF
Glass

CLASS II
100-240V / 50-60Hz

Indoor Technical



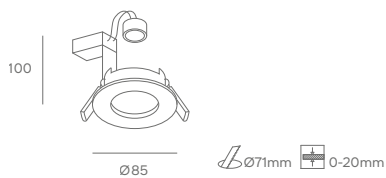
DE-0129-CRO



DE-0129-BLA



DE-0129-NEG



CODE	COLOR	POWER	UNITS
DE-0129-CRO	Chrome finish	Max. 8W (LED)	50
DE-0129-BLA	White	Max. 8W (LED)	50
DE-0129-NEG	Black	Max. 8W (LED)	50

062



Recessed downlight

Rame

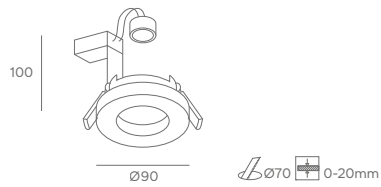
MAT
Aluminium

DIF
Glass

CLASS II
100-240V / 50-60Hz



DE-0128-CRO



CODE	COLOR	POWER	UNITS
DE-0128-CRO (S)	Chrome finish	Max. 8W (LED)	50



Mix LED

MAT Aluminium

DIF Glass

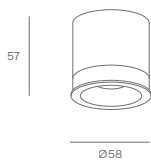
CLASS II
100-240V / 50-60Hz



TC-0070-BLA



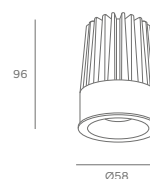
TC-0070-NEG



TC-0071-BLA



TC-0071-NEG



CODE SIZE COLOR POWER KELVIN RATED FLUX UNITS

TC-0070-BLA	D58xH57mm	White matt	6,2W	3000K - 4000K - 5000K	900 lm*	16
TC-0070-NEG (S)	D58xH57mm	Black	6,2W	3000K - 4000K - 5000K	900 lm*	16
TC-0071-BLA	D58xH96mm	White matt	11,2W	3000K - 4000K - 5000K	1624 lm*	20
TC-0071-NEG (S)	D58xH96mm	Black	11,2W	3000K - 4000K - 5000K	1624 lm*	20

* Value based on 4000K.




TC-1900-BLA / NEG



TC-1901-BLA / NEG



TC-0111-BLA



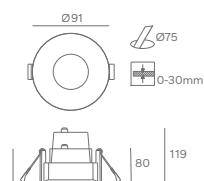
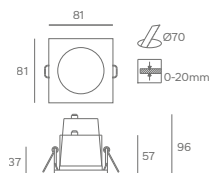
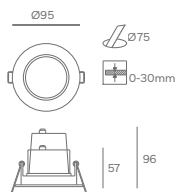
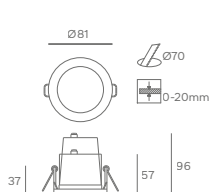
TC-0476-BLA



CODE COLOR SHORT DESCRIPTION UNITS CODE COLOR SHORT DESCRIPTION UNITS

TC-1900-BLA	White matt	Round fixed	100	TC-1901-NEG (S)	Black	Round adjustable	100
TC-1900-NEG (S)	Black	Round fixed	100	TC-0111-BLA	White matt	Square fixed	100
TC-1901-BLA	White matt	Round adjustable	100	TC-0476-BLA	White matt	Round deep	100

The IP value corresponds to the entire luminaire (module + frame)




Mix GU10

MAT
Aluminium

CLASS II
100-240V / 50-60Hz



TC-0366-BLA



TC-0366-NEG



CODE	COLOR	POWER	UNITS
TC-0366-BLA	White matt	Max. 8W (LED)	50
TC-0366-NEG (S)	Black	Max. 8W (LED)	50



TC-0200-BLA



TC-0303-BLA



TC-0220-BLA / NEG



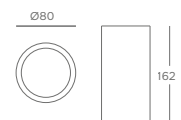
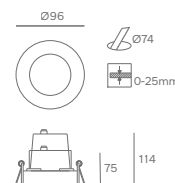
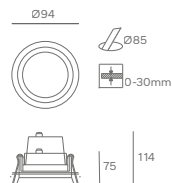
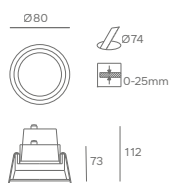
TC-0304-BLA



CODE	COLOR	SHORT DESCRIPTION	UNITS
TC-0200-BLA	White matt	Round visual comfort	100
TC-0303-BLA	White matt	Visual comfort adjust.	50
TC-0220-BLA (S)	White matt	Round IP65	50

CODE	COLOR	SHORT DESCRIPTION	UNITS
TC-0220-NEG (S)	Black	Round IP65	50
TC-0304-BLA** (S)	White matt	Surface	25

The IP value corresponds to the entire luminaire (module + frame)



**Not compatible with TC-0071

Jet

MAT
Aluminium

DIF
Polystyrene

CLASS II
220-240V / 50-60Hz

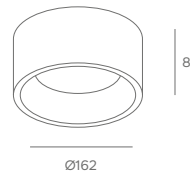
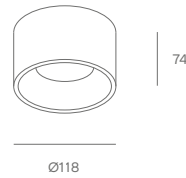
Indoor Technical



TC-0252-BLA

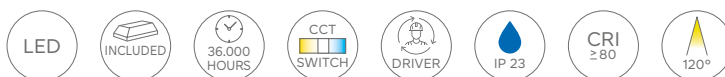


TC-0252-NEG



CODE	SIZE	COLOR	POWER	KELVIN	RATED FLUX	UNITS
TC-0251-BLA	D118xH74	White	10,9W	2700K - 3200K - 4000K	1574 lm*	20
TC-0251-NEG	D118xH74	Black	10,9W	2700K - 3200K - 4000K	1574 lm*	20
TC-0252-BLA	D162xH81	White	20,8W	2700K - 3200K - 4000K	3004 lm*	20
TC-0252-NEG	D162xH81	Black	20,8W	2700K - 3200K - 4000K	3004 lm*	20


*Value based on 3200K







TC-0162-BLA

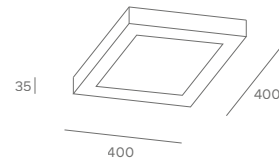
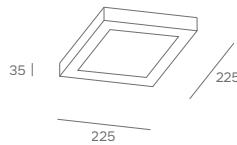
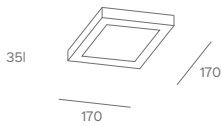


CODE	SIZE	COLOR	POWER	KELVIN	RATED FLUX	UNITS
TC-0160-BLA	D170xH35mm	White	12,2W	3000K	1150 lm	20
TC-0161-BLA	D170xH35mm	White	12,2W	4000K	1150 lm	20
TC-0162-BLA	D225xH35mm	White	18,2W	3000K	1510 lm	20
TC-0163-BLA	D225xH35mm	White	18,2W	4000K	1510 lm	20
TC-0415-BLA	D300xH35mm	White	24W	3000K	2720 lm	10
TC-0416-BLA	D300xH35mm	White	24W	4000K	2720 lm	10
TC-0411-BLA	D400xH35mm	White	29,3W	3000K	3375 lm	5
TC-0412-BLA	D400xH35mm	White	29,3W	4000K	3375 lm	5





TC-0168-BLA



CODE	SIZE	COLOR	POWER	KELVIN	RATED FLUX	UNITS
TC-0166-BLA	L170xH35mm	White	12,2W	3000K	1150 lm	20
TC-0167-BLA	L170xH35mm	White	12,2W	4000K	1150 lm	20
TC-0168-BLA	L225xH35mm	White	18,2W	3000K	1510 lm	20
TC-0169-BLA	L225xH35mm	White	18,2W	4000K	1510 lm	20
TC-0413-BLA	L400xH35mm	White	29,3W	3000K	3813 lm	5
TC-0414-BLA	L400xH35mm	White	29,3W	4000K	4106 lm	5



EASY COLLECTION

Recessed
downlight
P. 048



Era

MAT
Aluminium

SHADE MAT
Aluminium

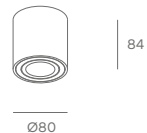
CLASS I
100-240V / 50-60Hz



TC-0248-BLA



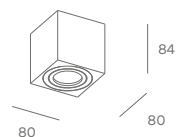
TC-0248-NEG



TC-0249-BLA



TC-0249-NEG



CODE	SIZE	COLOR	POWER	UNITS
TC-0248-BLA	D80xH84mm	White	Max. 8W (LED)	40
TC-0248-NEG	D80xH84mm	Black	Max. 8W (LED)	40
TC-0249-BLA	D80xH84mm	White	Max. 8W (LED)	40
TC-0249-NEG	D80xH84mm	Black	Max. 8W (LED)	40

ERA COLLECTION

Pendant lamp
P. 118



Spot series
P. 144



Reading light
P. 150





Surface mounted

llo

MAT
Aluminium

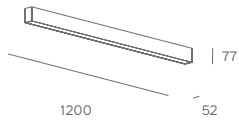
DIF
Polycarbonate

CLASS I
220-240V / 50-60Hz

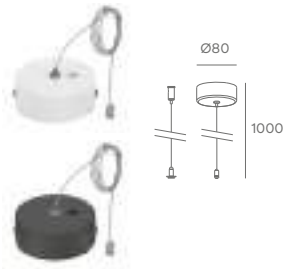
Indoor Technical




TC-0241-BLA



SUSPENSION KIT — TC-0237



LINEAL UNION KIT — TC-0240



TC-0241-NEG

CODE	COLOR	POWER	KELVIN	RATED FLUX	UNITS
TC-0241-BLA	White	26W	2700K - 3200K - 4000K	2724lm*	6
TC-0241-NEG	Black	26W	2700K - 3200K - 4000K	2724lm*	6

* Value based on 3200K

ACCESSORY CODE	COLOR	DESCRIPTION	UNITS
TC-0237-BLA	White	Suspension kit	48
TC-0237-NEG	Black	Suspension kit	48
TC-0240-SIN	-	Lineal union kit	150





Surface mounted

Pop

MAT
ABS

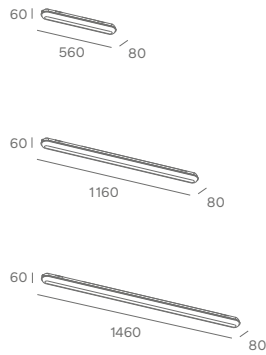
DIF
Polycarbonate

CLASS II
220-240V / 50-60Hz

Indoor Technical



PX-0307-GRI



CODE	SIZE	COLOR	POWER	KELVIN	RATED FLUX	UNITS
PX-0306-GRI	L560xH60mm	Grey	16,7W	4000K	2588 lm	15
PX-0307-GRI	L1160xH60mm	Grey	35,4W	4000K	4879 lm	12
PX-0769-GRI	L1160xH60mm	Grey	37W	4000K	5100 lm	12
PX-0308-GRI	L1460xH60mm	Grey	44W	4000K	6426 lm	8

Installation with quick connector



PX-0769





Square Eco

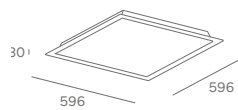
MAT
Steel and Aluminium

DIF
Technopolymer

CLASS II
220-240V / 50-60Hz



TC-0253-BLA



 Directly replacing
armstrong ceiling units

CODE	COLOR	POWER	KELVIN	RATED FLUX	UNITS
TC-0253-BLA 	White	39W	4000K	4400 lm	4





Tent

MAT
Aluminium

DIF
Polycarbonate

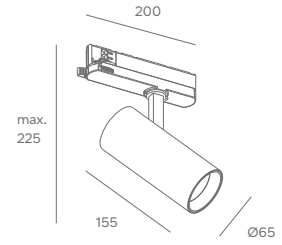
CLASS II
220-240V / 50-60Hz



TC-0250-BLA



TC-0250-NEG



CODE	COLOR	POWER	KELVIN	RATED FLUX	UNITS
TC-0250-BLA	White	16W - 20W - 24W	2700K - 3200K - 4000K	3200 lm*	30
TC-0250-NEG	Black	16W - 20W - 24W	2700K - 3200K - 4000K	3200 lm*	30

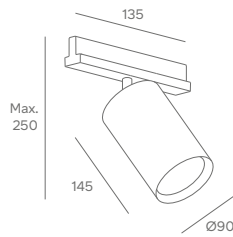
* Value based on 24W and 3200K

Compatible with triple Phase Track

-
-
-
-
-
-
-
-
-
-
-



TC-0046-BLA / TC-0047-BLA



CODE	COLOR	POWER	KELVIN	RATED FLUX	UNITS
TC-0046-BLA	White	27,5W	3000K	2930 lm	24
TC-0047-BLA	White	27,5W	4000K	3110 lm	24

Compatible with triple Phase Track
Two reflectors (spot and flood) included



-
-
-
-
-
-
-
-



Track spotlight

Luvo

MAT
Aluminium

CLASS II
100-240V / 50-60Hz

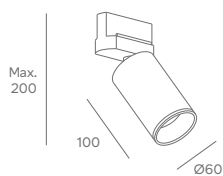
Indoor Technical



TC-0182-BLA



TC-0182-NEG



CODE	COLOR	POWER	UNITS
TC-0182-BLA	White	30W	50
TC-0182-NEG	Black	30W	50

Compatible with triple Phase Track.

080





Passageway lighting

Zilo

MAT
Aluminium

DIFF MAT
Glass

CLASS I
100-277V / 50-60Hz



PX-0756-BLA



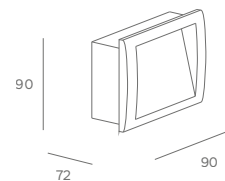
PX-0756-GRI



PX-0756-NEG

CODE	COLOR	POWER	KELVIN	RATED FLUX	UNITS
PX-0756-BLA	White	3,6W	2700K - 3200K - 4000K	465 lm*	50
PX-0756-GRI	Grey	3,6W	2700K - 3200K - 4000K	465 lm*	50
PX-0756-NEG	Black	3,6W	2700K - 3200K - 4000K	465 lm*	50

*Value based on 3200K





Senya

MAT
Aluminium

DIFF MAT
Polycarbonate

CLASS I
220-240V / 50-60Hz

Indoor Technical



PX-0370-BLA / PX-0371-BLA



PX-0370-NEG / PX-0371-NEG



PX-0370-ALU / PX-0371-ALU



CODE	SIZE	COLOR	POWER	KELVIN	RATED FLUX	UNITS
PX-0370-BLA	D40xH35mm	White	1,2W	3000K	92 lm	40
PX-0370-NEG	D40xH35mm	Black	1,2W	3000K	92 lm	40
PX-0370-ALU	D40xH35mm	Aluminium	1,2W	3000K	92 lm	40
PX-0371-BLA	D59xH57mm	White	2,2W	3000K	200 lm	20
PX-0371-NEG	D59xH57mm	Black	2,2W	3000K	200 lm	20
PX-0371-ALU	D59xH57mm	Aluminium	2,2W	3000K	200 lm	20

Suitable for foot traffic.

SENYA COLLECTION

Wayfinding
lighting
P. 170



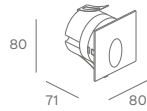


Icon

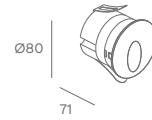
STRUCT MAT
Aluminium /
Polycarbonate and ABS

DIFF MAT
Polycarbonate

CLASS I
220-240V / 50-60Hz



PX-0357-NEG



PX-0358-NEG

CODE	COLOR	POWER	KELVIN	RATED FLUX	UNITS
------	-------	-------	--------	------------	-------

PX-0357-NEG	Black	3,3W	3000K	228 lm	36
PX-0358-NEG	Black	3,3W	3000K	228 lm	36



Nod

STRUCT MAT
Aluminium

DIFF MAT
Polycarbonate

CLASS I
220-240V / 50-60Hz



PX-0350-BLA



PX-0350-NEG



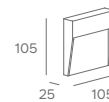
PX-0351-BLA



PX-0351-NEG

CODE	COLOR	POWER	KELVIN	RATED FLUX	UNITS
------	-------	-------	--------	------------	-------

PX-0350-BLA	White	2,6W	3000K	210 lm	40
PX-0350-NEG	Black	2,6W	3000K	210 lm	40
PX-0351-BLA	White	2,6W	3000K	210 lm	40
PX-0351-NEG	Black	2,6W	3000K	210 lm	40



Kairo

STRUCT MAT
ABS

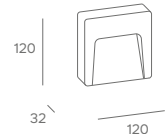
DIFF MAT
Polycarbonate

CLASS I
100-240V / 50-60Hz

3 covers included



PX-0751-NEG




CODE	COLOR	POWER	KELVIN	RATED FLUX	UNITS
PX-0751-NEG	White / Grey / Black	2,9W	2700K - 3200K - 4000K	343 lm*	20

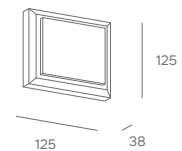
*Value based on 3200K



3 covers included



PX-0755-NEG



CODE	COLOR	POWER	KELVIN	RATED FLUX	UNITS
PX-0755-NEG	White / Grey / Black	4W	2700K - 3200K - 4000K	711 lm*	20

*Value based on 3200K



Downlight de superficie
Surface downlight
Downlight surface

Fab 090

Bathroom

Downlight empotrado
Recessed downlight
Downlight encastré

Ter 092
Rame 094
Lab 094
Feu 095

Applique pared
Wall lamp
Applique

Sfera 096
Giro 098
Metà 099
Passeggio 100
Nora 102
Lungo 103

Espejo
Mirror
Miroir

Lizz 104
Zico 106

Fab

MAT
Aluminium

DIF
Glass

CLASS II
100-240V / 50-60Hz

Bathroom

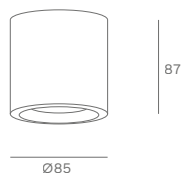


DE-0131-BLA



DE-0131-NEG

CODE	COLOR	POWER	UNITS
DE-0131-BLA	White	Max. 8W (LED)	50
DE-0131-NEG	Black	Max. 8W (LED)	50





Recessed downlight

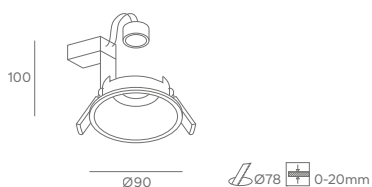
Ter

MAT
Aluminium

DIF
Glass

CLASS II
100-240V / 50-60Hz

Bathroom



DE-0130-BLA



DE-0130-NEG

CODE	COLOR	POWER	UNITS
DE-0130-BLA	White	Max. 8W (LED)	50
DE-0130-NEG	Black	Max. 8W (LED)	50





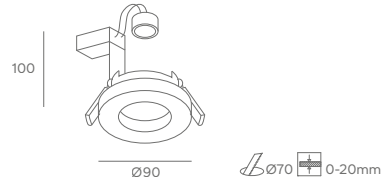
Recessed downlight

Rame

MAT
Aluminium

DIF
Glass

CLASS II
100-240V / 50-60Hz



DE-0128-CRO

CODE	COLOR	POWER	UNITS
DE-0128-CRO	Chrome finish	Max. 8W (LED)	50

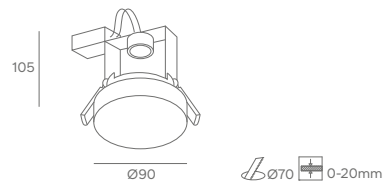


Lab

MAT
Steel

DIF
Glass

CLASS II
100-240V / 50-60Hz



DE-0132-BLA

CODE	COLOR	POWER	UNITS
DE-0132-BLA	White finish	Max. 8W (LED)	50



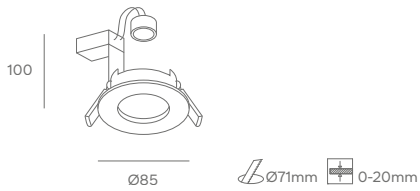
Recessed downlight

Feu

MAT
Aluminium

DIF
Glass

CLASS II
100-240V / 50-60Hz



DE-0129-CRO



DE-0129-BLA



DE-0129-NEG

CODE	COLOR	POWER	UNITS
DE-0129-CRO (S)	Chrome finish	Max. 8W (LED)	50
DE-0129-BLA	White	Max. 8W (LED)	50
DE-0129-NEG	Black	Max. 8W (LED)	50



Sfera

MAT
Steel

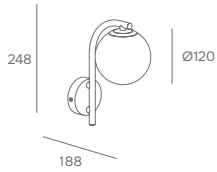
DIF
Glass

CLASS II
100-240V / 50-60Hz

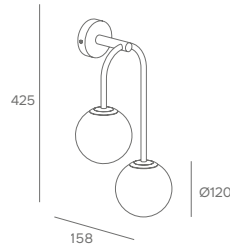
Bathroom



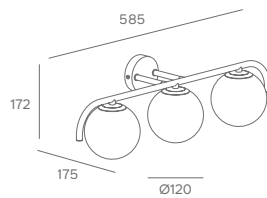
DE-0237-NEG



DE-0238-NEG



DE-0240-NEG



CODE	COLOR	POWER	UNITS
DE-0237-NEG (S)	Black	Max 6W (LED)	12
DE-0238-NEG (S)	Black	2xMax 6W (LED)	6
DE-0240-NEG (S)	Black	3xMax 6W (LED)	4





Wall lamp

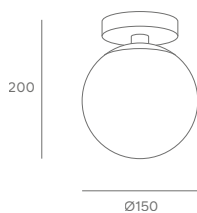
Giro

MAT
Steel

DIF
Glass

CLASS II
100-240V / 50-60Hz

Bathroom



CODE	COLOR	POWER	UNITS
DE-0127-NEG	Black	Max. 9W (LED)	8

DE-0127-NEG

098



Wall lamp

Metà

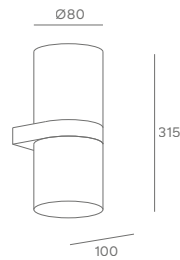
MAT
Aluminium

DIF
Glass

CLASS II
100-240V / 50-60Hz



Bathroom



DE-0125-NEG

CODE	COLOR	POWER	UNITS
DE-0125-NEG (S)	Black	2x Max. 8W (LED)	8



E14
Bulb not included



IP 44

Passaggio

MAT
Aluminium

DIF
Silicone

CLASS II
220-240V / 50-60Hz

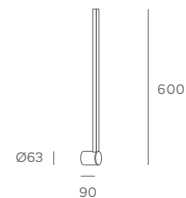
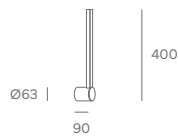
Bathroom



DE-0241-NEG



DE-0242-NEG



CODE	COLOR	POWER	KELVIN	RATED FLUX	UNITS
DE-0241-NEG	Black	7W	4000K	602 lm	12
DE-0242-NEG	Black	11W	4000K	1320 lm	12





Wall lamp

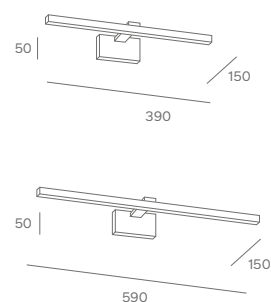
Nora

MAT
Aluminium



DIF
Polycarbonate

CLASS II
220-240V / 50-60Hz

Bathroom



DE-0122-NEG

CODE	SIZE	COLOR	POWER	KELVIN	RATED FLUX	UNITS
DE-0121-NEG 	L390xH50mm	Black	8,3W	4000K	936 lm	10
DE-0122-NEG 	L590xH50mm	Black	13,5W	4000K	1512 lm	10

102



Wall lamp

Lungo

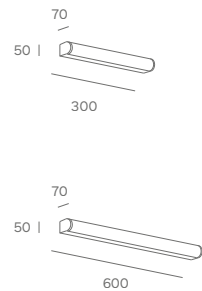
MAT
Steel

DIF
Polycarbonate

CLASS II
100-240V / 50-60Hz



Bathroom



DE-0429-CRO

CODE	SIZE	COLOR	POWER	KELVIN	RATED FLUX	UNITS
DE-0428-CRO	L300x70mm	Chrome finish	9,3W	3000K	910 lm	18
DE-0429-CRO	L600x70mm	Chrome finish	13,5W	3000K	1365 lm	12

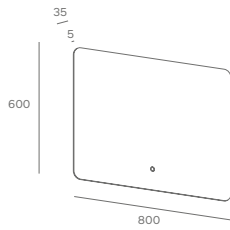
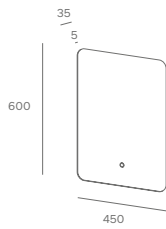
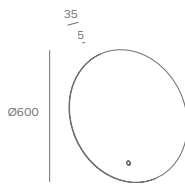




DE-0176-ESP



DE-0177-ESP



DE-0178-ESP

CODE	POWER	KELVIN	RATED FLUX	UNITS
DE-0176-ESP (S)	21W	4000K	2610 lm	1
DE-0177-ESP (S)	21W	4000K	2610 lm	1
DE-0178-ESP (S)	29W	4000K	3604 lm	1



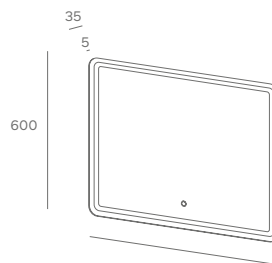
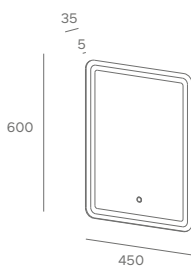




DE-0217-ESP



DE-0218-ESP



CODE	POWER	KELVIN	RATED FLUX	UNITS
DE-0217-ESP (S)	21W	4000K	2610 lm	1
DE-0218-ESP (S)	29W	4000K	3604 lm	1





Colgante
Pendant lamp
Suspension

Cortic	110
Dama	112
Riba	114
Stac	116
Era	118

Sobremesa
Table Lamp
Lampes de table

Cortic	128
Nuts	130
Meds	132
Touch	134
Zenit	135

Luz de lectura
Reading light
Lampe de lecture

Era	150
Colo	151
Crobat	152
Mine	153
Bas	154
Lyon	155
Aura	156
Janet	157

Pie de salón
Floor lamp
Lampadaires

Meds	136
-------------	-----

Indoor Decorative

Aplique pared
Wall lamp
Applique

Duplo	120
Meds	122
Thin	124
Keop	124
Glass	125
Niza	125
Toppi	126

Luminaria de superficie
Surface mounted
Luminaire de surface

Farrow	138
Stac	140

Serie de focos
Spot series
Séries de spots

Kaplan	142
Era	144
Nature	146
Eufo	148

Decorativo Interior

Décoratif intérieur

Cortic

STRUCT MAT
Steel

SHADE MAT
FSC rattan

CLASS I
100-240V / 50-60Hz

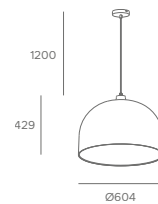
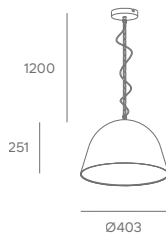
Indoor Decorative



DE-0213-NAT



DE-0214-NAT



CODE	COLOR	POWER	UNITS
DE-0213-NAT	Light wood	Max. 15W (LED)	1
DE-0214-NAT	Dark wood	Max. 15W (LED)	1





Pendant lamp

Dama

STRUCT MAT
Steel

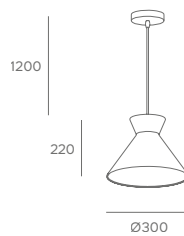
SHADE MAT
FSC paper

CLASS I
100-240V / 50-60Hz

Indoor Decorative



DE-0236-NAT



CODE	COLOR	POWER	UNITS
DE-0236-NAT	Natural	Max. 15W (LED)	1





Riba

STRUCT MAT
Steel

SHADE MAT
Wood

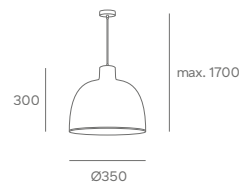
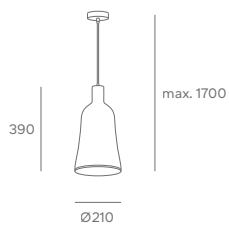
CLASS I
100-240V / 50-60Hz

Indoor Decorative



DE-0023-NEG

DE-0024-NEG



CODE	COLOR	POWER	UNITS
------	-------	-------	-------

DE-0023-NEG	Light wood	Max. 15W (LED)	1
DE-0024-NEG	Light wood	Max. 15W (LED)	1





Stac

STRUCT MAT
Steel

DIFF MAT
Polystyrene

CLASS I
220-240V / 50-60Hz

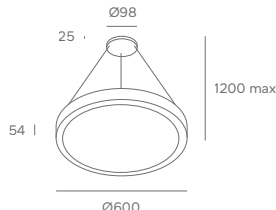
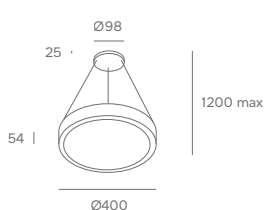


DE-0287-BLA





DE-0287-NEG

Indoor Decorative



CODE	SIZE	COLOR	POWER	KELVIN	RATED FLUX	UNITS
DE-0287-BLA	D400m	White	25W	2700K - 3200K - 4000K	3240 lm*	10
DE-0287-NEG	D400m	Black	25W	2700K - 3200K - 4000K	3240 lm*	10
DE-0288-BLA	D600m	White	40W	2700K - 3200K - 4000K	5700 lm*	5
DE-0288-NEG	D600m	Black	40W	2700K - 3200K - 4000K	5700 lm*	5

* Value based on 3200K.

NOT INCLUDED	CODE	SIZE	DESCRIPTION
	DE-0289-BLA	1200mm	White hanging wire kit
	DE-0289-NEG	1200mm	Black hanging wire kit

STAC COLLECTION

Surface mounted
P. 140



LED

INCLUDED

36.000 HOURS

LED

DRIVER

CCT SWITCH

UGR ≤22

CRI ≥80

120°



STRUCT MAT
Aluminium

SHADE MAT
Aluminium

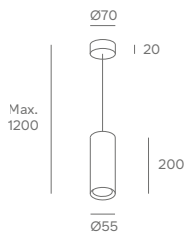
CLASS I
100-240V / 50-60Hz



TC-0079-BLA




TC-0079-NEG



CODE	COLOR	POWER	UNITS
TC-0079-BLA	White	Max. 8W (LED)	30
TC-0079-NEG	Black	Max. 8W (LED)	30

ERA COLLECTION

Spot series
P. 144



Reading light
P. 150



Surface
downlight
P. 070





Duplo

STRUCT MAT
Aluminium

CLASS I
100-240V / 50-60Hz

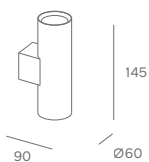


DE-0290-BLA



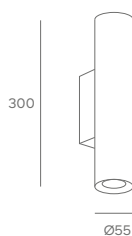
DE-0290-NEG

Indoor Decorative



CODE	COLOR	POWER	UNITS
DE-0290-BLA	White	2 x max. 8W (LED)	40
DE-0290-NEG	Black	2 x max. 8W (LED)	40





DE-0136-NEG

Indoor Decorative

CODE	COLOR	POWER	UNITS
DE-0136-NEG	Black	2x Max. 8W (LED)	20

MEDS COLLECTION

Table lamp
P. 132



Floor lamp
P. 136





Wall lamp

Thin

STRUCT MAT
Aluminium

DIFF MAT
Acrylic

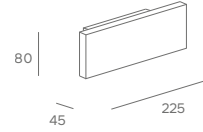
CLASS II
220-240V / 50-60Hz



DE-0509-BLA



DE-0509-NEG



CODE	COLOR	POWER	KELVIN	RATED FLUX	UNITS
DE-0509-BLA	White	7,8W	3000K	860 lm	10
DE-0509-NEG	Black	7,8W	3000K	860 lm	10



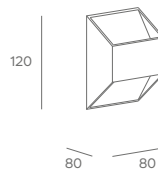
Keop

STRUCT MAT
Aluminium

CLASS I
100-277V / 50-60Hz



DE-0229-BLA



CODE	COLOR	POWER	KELVIN	RATED FLUX	UNITS
DE-0229-BLA	White	5,8W	3000K	420 lm	20



Wall lamp

Glass

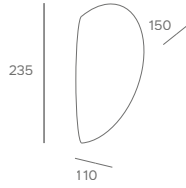
STRUCT MAT
Steel

DIFF MAT
Glass

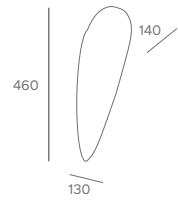
CLASS I
100-240V / 50-60Hz



DE-0000-BLA



DE-0001-BLA



CODE	COLOR	POWER	UNITS
DE-0000-BLA	White	Max. 15W (LED)	6
DE-0001-BLA	White	Max. 15W (LED)	6



Niza

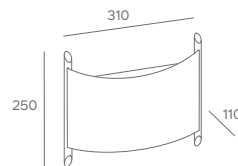
STRUCT MAT
Steel

DIFF MAT
Glass

CLASS I
100-240V / 50-60Hz



DE-0004-SAT



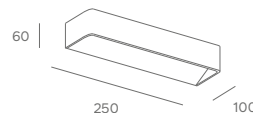
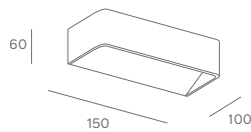
CODE	COLOR	POWER	UNITS
DE-0004-SAT	Satin nickel	2x Max. 15W (LED)	6





DE-0231-BLA

Indoor Decorative



CODE	SIZE	CLASS	COLOR	POWER	KELVIN	RATED FLUX	UNITS
DE-0231-BLA	L150xH60xP100	II	White	5,8W	3000K	530 lm	20
DE-0232-BLA	L250xH60xP100	I	White	11,5W	3000K	1100 lm	20





Cortic

STRUCT MAT
Steel

SHADE MAT
FSC rattan

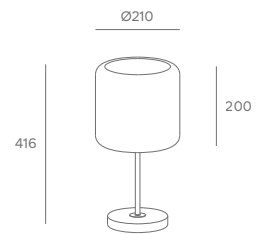
CLASS II
100-240V / 50-60Hz



DE-0215-NAT

Indoor Decorative

CODE	COLOR	POWER	UNITS
DE-0215-NAT	Light wood	Max. 15W (LED)	1



CORTIC COLLECTION

Pendant lamp
P. 110



Bulb not included





Nuts

STRUCT MAT
FSC wood

SHADE MAT
Textile

DIFF MAT
Textile

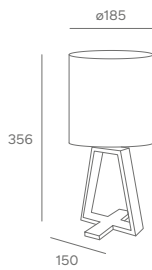
CLASS II
100-240V / 50-60Hz



DE-0020-BLA

DE-0020-GRI

Indoor Decorative



CODE	COLOR	STRUCTURE COLOR	POWER	UNITS
DE-0020-BLA	White	Natural wood	Max. 15W (LED)	12
DE-0020-GRI	Grey	Natural wood	Max. 15W (LED)	12





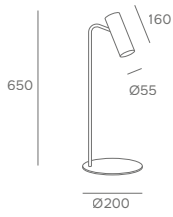
Table Lamp

Meds

STRUCT MAT
Aluminium

CLASS II
100-240V / 50-60Hz

Indoor Decorative



DE-0134-NEG

CODE	COLOR	POWER	UNITS
DE-0134-NEG	Black	Max. 8W (LED)	4

MEDS COLLECTION

Wall lamp
P. 122



Floor lamp
P. 136





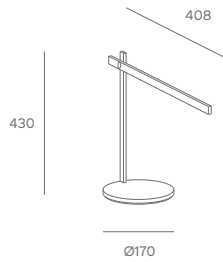
Touch

STRUCT MAT
Aluminium

DIFF MAT
Polycarbonate

CLASS II
100-240V / 50-60H

Indoor Decorative



CODE	COLOR	POWER	KELVIN	RATED FLUX	UNITS
DE-0263-BLA	White	7.2W	2700K-3200K-4000K	748 lm	6

DE-0263-BLA



Table Lamp

Zenit

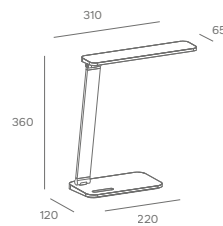
STRUCT MAT
ABS

DIFF MAT
Polycarbonate

CLASS II
220-240V / 50-60Hz



Indoor Decorative



DE-0175-NEG

CODE	COLOR	POWER	KELVIN	RATED FLUX	UNITS
------	-------	-------	--------	------------	-------

DE-0175-NEG	Black	7,2W	3000K - 4000K - 6500K	690 lm*	8
-------------	-------	------	-----------------------	---------	---

* Value based on 4000K.



Floor lamp

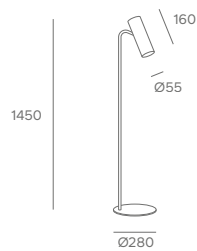
Meds

STRUCT MAT
Aluminium

CLASS II
100-240V / 50-60Hz



DE-0135-NEG



CODE	COLOR	POWER	UNITS
------	-------	-------	-------

DE-0135-NEG	Black	Max. 8W (LED)	4
-------------	-------	---------------	---

MEDS COLLECTION

Wall lamp
P. 122



Table lamp
P. 132





Surface mounted

Farrow

STRUCT MAT
Steel

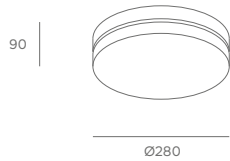
DIFF MAT
Glass

CLASS I
100-240V / 50-60Hz



DE-0199-BLA

Indoor Decorative



CODE	COLOR	POWER	UNITS
DE-0199-BLA	White	2x Max. 15W (LED)	4





Surface mounted

Stac

STRUCT MAT
Steel

DIFF MAT
Polystyrene

CLASS I
220-240V / 50-60Hz

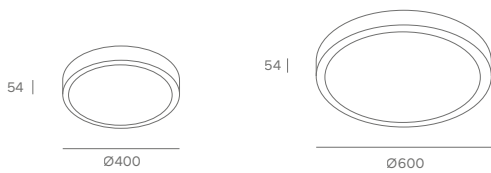


DE-0288-BLA



DE-0288-NEG

Indoor Decorative



CODE	SIZE	COLOR	POWER	KELVIN	RATED FLUX	UNITS
DE-0287-BLA	D400m	White	25W	2700K - 3200K - 4000K	3240 lm*	10
DE-0287-NEG	D400m	Black	25W	2700K - 3200K - 4000K	3240 lm*	10
DE-0288-BLA	D600m	White	41W	2700K - 3200K - 4000K	5700 lm*	5
DE-0288-NEG	D600m	Black	41W	2700K - 3200K - 4000K	5700 lm*	5

* Value based on 3200K.

STAC COLLECTION

Pendant lamp
P. 116





Kaplan

STRUCT MAT
Aluminium + ABS

CLASS II
100-240V / 50-60H



DE-0291-BLA



DE-0291-NEG



DE-0292-BLA



DE-0292-NEG

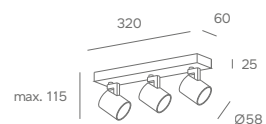
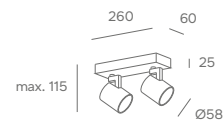
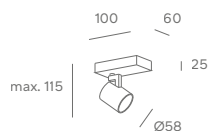


DE-0293-BLA



DE-0293-NEG


CODE	COLOR	POWER	UNITS
DE-0291-BLA	White	Max. 8W (LED)	50
DE-0291-NEG	Black	Max. 8W (LED)	50
DE-0292-BLA	White	2x Max.8W (LED)	20
DE-0292-NEG	Black	2x Max.8W (LED)	20
DE-0293-BLA	White	3x Max. 8W (LED)	20
DE-0293-NEG	Black	3x Max. 8W (LED)	20





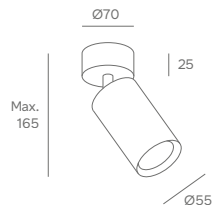


TC-0078-BLA



TC-0078-NEG

Indoor Decorative



CODE	COLOR	POWER	UNITS
TC-0078-BLA	White	Max. 8W (LED)	40
TC-0078-NEG	Black	Max. 8W (LED)	40

ERA COLLECTION

Pendant lamp
P. 118



Reading light
P. 150



Surface
downlight
P. 070





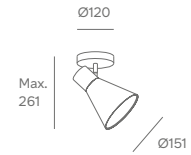
Nature

STRUCT MAT
Aluminium

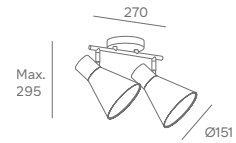
CLASS I
100-240V / 50-60H



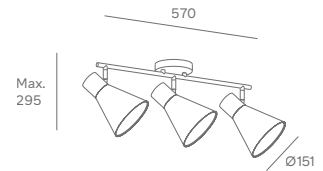
DE-0219-NAT



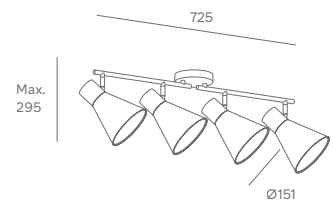
DE-0220-NAT



DE-0221-NAT



DE-0222-NAT



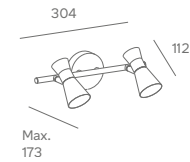
CODE	COLOR	FIXTURE	POWER	UNITS
DE-0219-NAT (S)	Light wood	Wall + ceiling	Max. 15W (LED)	12
DE-0220-NAT (S)	Light wood	Wall + ceiling	2x Max. 15W (LED)	6
DE-0221-NAT (S)	Light wood	Wall + ceiling	3x Max. 15W (LED)	6
DE-0222-NAT (S)	Light wood	Ceiling	4x Max. 15W (LED)	6



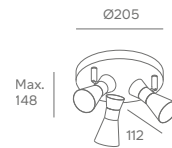




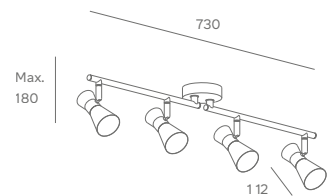
DE-0171-NEG



DE-0172-NEG



DE-0173-NEG



DE-0174-NEG

CODE	COLOR	INSTALATION	POWER	UNITS
DE-0171-NEG	Black and Brass	Wall + ceiling	Max. 8W (LED)	12
DE-0172-NEG	Black and Brass	Wall + ceiling	2x Max. 8W (LED)	6
DE-0173-NEG	Black and Brass	Ceiling	3x Max. 8W (LED)	6
DE-0174-NEG	Black and Brass	Ceiling	4x Max. 8W (LED)	6



Indoor Decorative

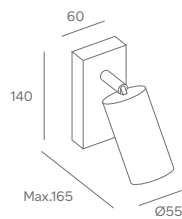


TC-0080-BLA



TC-0080-NEG

CODE	COLOR	POWER	UNITS
TC-0080-BLA	White	Max. 8W (LED)	30
TC-0080-NEG	Black	Max. 8W (LED)	30




ERA COLLECTION

Pendant lamp
P. 118



Spot series
P. 144



Surface
downlight
P. 070



Reading light

Colo

STRUCT MAT
Aluminium

DIFF MAT
Polycarbonate

CLASS I
220-240V / 50-60Hz



Indoor Decorative



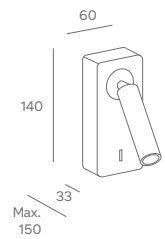
DE-0116-BLA



DE-0116-NEG

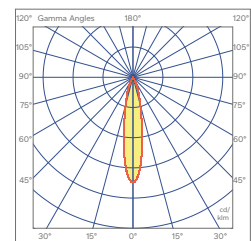


DE-0116-ORO

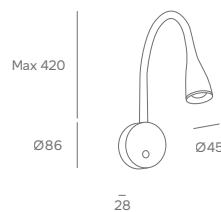


CODE	COLOR	POWER	KELVIN	RATED FLUX	UNITS
------	-------	-------	--------	------------	-------

DE-0116-BLA	White	3,4W	3000K	184 lm	50
DE-0116-NEG	Black	3,4W	3000K	184 lm	50
DE-0116-ORO	Gold	3,4W	3000K	184 lm	50



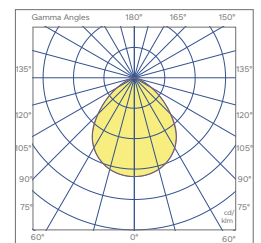
Indoor Decorative



DE-0268-BLA

DE-0268-NEG

CODE	COLOR	POWER	KELVIN	RATED FLUX	UNITS
DE-0268-BLA	White	4,3W	3000K	450 lm	12
DE-0268-NEG	Black	4,3W	3000K	450 lm	12



Reading light

Mine

STRUCT MAT
Aluminium

DIFF MAT
Polycarbonate

CLASS I
220-240V / 50-60Hz



Indoor Decorative



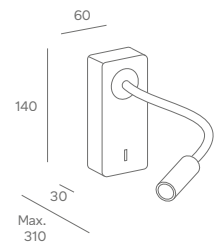
DE-0117-BLA



DE-0117-NEG

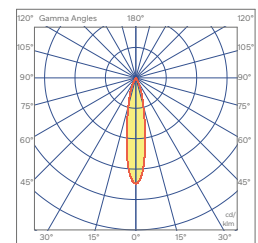


DE-0117-ORO



CODE	COLOR	POWER	KELVIN	RATED FLUX	UNITS
------	-------	-------	--------	------------	-------

DE-0117-BLA	White	3,4W	3000K	184 lm	30
DE-0117-NEG	Black	3,4W	3000K	184 lm	30
DE-0117-ORO	Gold	3,4W	3000K	184 lm	30



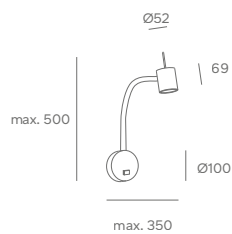
Reading light

Bas

STRUCT MAT
Steel

CLASS I
100-240V / 50-60Hz

Indoor Decorative



DE-0442-SAT

CODE	COLOR	POWER	UNITS
DE-0442-SAT	Satin nickel	Max. 8W (LED)	20



Reading light

Lyon

STRUCT MAT
Steel

SHADE MAT
Textile

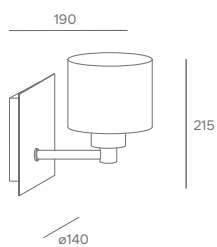
CLASS I
100-240V / 50-60Hz



Indoor Decorative



DE-0003-SAT



CODE	COLOR	POWER	UNITS
DE-0003-SAT	Satin nickel	Max. 15W (LED)	4



Reading light

Aura

STRUCT MAT
Aluminium

SHADE MAT
Textile

CLASS I
100-240V / 50-60Hz

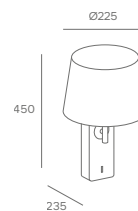
Indoor Decorative



DE-0118-BLA



DE-0118-NEG



CODE	COLOR	POWER	UNITS
DE-0118-BLA (S)	White	Max. 15W (LED)	8
DE-0118-NEG (S)	Black	Max. 15W (LED)	8



Reading light

Janet

STRUCT MAT
Aluminium

SHADE MAT
Textile

CLASS I
220-240V / 50-60Hz



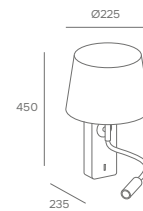
Indoor Decorative



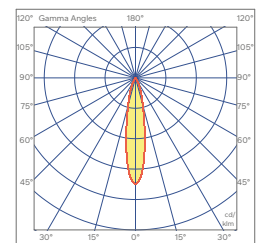
DE-0115-BLA



DE-0115-NEG



CODE	COLOR	POWER	KELVIN	RATED FLUX	UNITS
DE-0115-BLA	White	18,4W / 3,4W (LED) + Max.15W (E27)	3000K	184 lm	8
DE-0115-NEG	Black	18,4W / 3,4W (LED) + Max.15W (E27)	3000K	184 lm	8



-
-
-
-
-
-
-
-

Solar		Hit	190	Quanta	247
<i>Solar</i>		Ousia	192	Veta	248
Solaire		Tidian	194	Astra	249
		Post	195		
Olaf	160			Baliza	
Ret	161			<i>Bollard</i>	
Cero	162	Proyector de pared		Balise	
Top	164	<i>Wall spotlight</i>			
		Projecteur mural			
Empotrable de suelo		Vista	(N) 196	Eclipta I	250
<i>Uplight recessed</i>		Eleve	198	Eclipta II	252
Encastré sol				One	254
				Hide	256
				Yika	257
				Arrow	258
Tidian	(N) 165	Applique pared		Top	259
Ringo	166	<i>Wall lamp</i>		Astra	260
Incasso	167	Applique		Veta	262
				Pixa	264
				Cone	265
Luz de señalización		Moo	200	Indoo	266
<i>Wayfinding lighting</i>		Eclipta I	202	Mandela	(N) 267
Éclairage de signalisation		Eclipta II	204	Kala	268
		Kapa	206	Koral	268
		Yika	207	Siljan	269
		Slim	208	Alfil	269
		Rex	210		
		Olaf	212		
		Ret	213		
		Top	214		
Senya	(N) 170			Luminaria de superficie	
				<i>Surface mounted</i>	
				Luminaire de surface	

Outdoor

Empotrable de pared		Block	214	Orion	(N) 270
<i>Recessed wall fixture</i>		Samper	215	Crest	(N) 272
Applique encastré		Zenitha	215	Ford	273
		One	216	Scal	274
		Auro	(N) 218		
Zilo	(N) 172	Creu	220		
Tamesis	174	Kairo	(N) 222		
Rect	176	Nod	226		
Icon	177	Hide	227		
		Loyd	227		
		Orion	(N) 228		
Proyector		Ara	232		
<i>Spotlight</i>		Fond	(N) 234		
Projecteur		Kala	236		
		Prisma	237		
		Avenue	238		
		Alan	239		
Vista	(N) 178	Area	240		
Crest	(N) 180	Kubo	242		
Trim	182	Cube	243		
Fint	184	Osaka	244		
Pious	186	Mayor	245		
Minimal	188	Thomas	246		
Jumbo	189				

Solar

Olaf

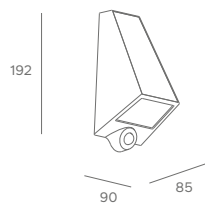
STRUCT MAT
Recycled plastic

SHADE MAT
Polycarbonate

CLASS III



Outdoor



CODE	COLOR	POWER	KELVIN	RATED FLUX UNITS	
------	-------	-------	--------	------------------	--

PX-0693-NEG (S)	Black	6,5W	3000K	800 lm	32
-----------------	-------	------	-------	--------	----

PX-0693-NEG

160



Solar

Ret

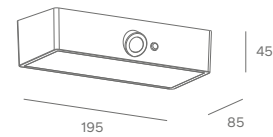
STRUCT MAT
Recycled plastic

SHADE MAT
Polycarbonate

CLASS III



Outdoor

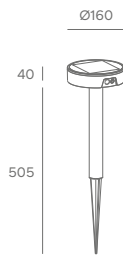


PX-0593-NEG

CODE	COLOR	POWER	KELVIN	RATED FLUX UNITS	
------	-------	-------	--------	------------------	--

PX-0593-NEG (S)	Black	6,5W	3000K	960 lm	10
-----------------	-------	------	-------	--------	----





PX-0710-NEG

Triple use



CODE	COLOR	POWER	KELVIN	RATED FLUX	UNITS
PX-0710-NEG	Black	4,3W	3000K - 4000K - 6000K	500 lm*	20

* Value based on 4000K.

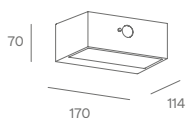




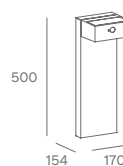
Outdoor



PX-0171-ANT



PX-0172-ANT



Outdoor

CODE	COLOR	POWER	KELVIN	RATED FLUX	UNITS
------	-------	-------	--------	------------	-------

PX-0171-ANT (S)	Urban grey	3W	3000K	400 lm	16
PX-0172-ANT (S)	Urban grey	3W	3000K	400 lm	4

TOP COLLECTION

Wall lamp
P. 214



Bollard
P. 259



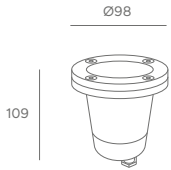
Uplight recessed

Tidian

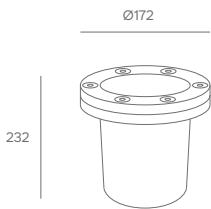
STRUCT MAT
Technopolymer

DIFF MAT
Glass

CLASS I
100-240V / 50-60Hz



PX-0761-NEG



PX-1200-NEG

CODE	COLOR	POWER	KELVIN	RATED FLUX	UNITS
PX-0761-NEG	Black	3.8W	3000K	395 lm	12
PX-1200-NEG	Black	Max. 15W (LED)	-	-	6

PX-0761

PX-1200

Outdoor

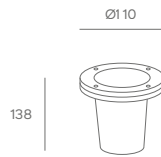
Uplight recessed

Ringo

STRUCT MAT
Stainless steel AISI 304

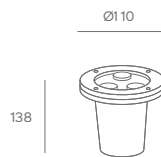
DIFF MAT
Glass

CLASS I
100-240V / 50-60Hz



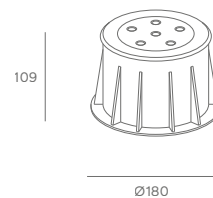
CODE	COLOR	POWER	UNITS
PX-1000-INO	Stainless steel	Max. 8W (LED)	12

PX-1000-INO



CODE	COLOR	POWER	KELVIN	RATED FLUX	UNITS
PX-0128-INO	Stainless steel	3,5W	3000K	370 lm	12
PX-0123-INO (S)	Stainless steel	3,5W	4000K	420 lm	12

PX-0128-INO / PX-0123-INO



CODE	COLOR	POWER	KELVIN	RATED FLUX	UNITS
PX-0355-INO	Stainless steel	10,1W	3000K	1280 lm	12

PX-0355-INO



Uplight recessed

Incasso

STRUCT MAT
Stainless steel AISI 304

DIFF MAT
Glass

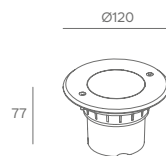
CLASS I
100-240VAC / 50-60Hz



Outdoor



PX-0520-INO



CODE	COLOR	POWER	KELVIN	RATED FLUX	UNITS
PX-0520-INO	Stainless steel	6,2W	3000K	500 lm	8



Senya

STRUCT MAT
Aluminium

DIFF MAT
Polycarbonate

CLASS I
220-240V / 50-60Hz



PX-0370-BLA / PX-0371-BLA



PX-0370-NEG / PX-0371-NEG



PX-0370-ALU / PX-0371-ALU



CODE	SIZE	COLOR	POWER	KELVIN	RATED FLUX	UNITS
PX-0370-BLA	D40xH35mm	White	1,2W	3000K	92 lm	40
PX-0370-NEG	D40xH35mm	Black	1,2W	3000K	92 lm	40
PX-0370-ALU	D40xH35mm	Aluminium	1,2W	3000K	92 lm	40
PX-0371-BLA	D59xH57mm	White	2,2W	3000K	200 lm	20
PX-0371-NEG	D59xH57mm	Black	2,2W	3000K	200 lm	20
PX-0371-ALU	D59xH57mm	Aluminium	2,2W	3000K	200 lm	20

Suitable for foot traffic.

Outdoor

SENYA COLLECTION

Wayfinding
lighting
P. 170



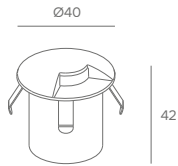


Senya

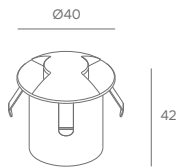
STRUCT MAT
Aluminium

DIFF MAT
Polycarbonate

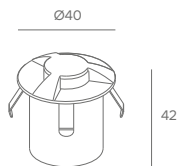
CLASS I
220-240V / 50-60Hz



PX-0771-ALU



PX-0772-ALU



PX-0773-ALU

CODE	COLOR	POWER	KELVIN	RATED FLUX	UNITS
PX-0771-ALU	Aluminium	1,2W	3000K	92 lm	40
PX-0772-ALU	Aluminium	1,2W	3000K	92 lm	40
PX-0773-ALU	Aluminium	1,2W	3000K	92 lm	40

Suitable for foot traffic.

Outdoor

SENYA COLLECTION

Passageway
lighting
P. 168





Zilo

STRUCT MAT
Aluminium

DIFF MAT
Glass

CLASS I
100-277V / 50-60Hz



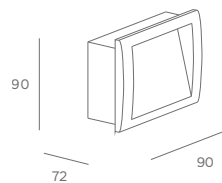
PX-0756-BLA



PX-0756-GRI



PX-0756-NEG



Outdoor

CODE	COLOR	POWER	KELVIN	RATED FLUX	UNITS
PX-0756-BLA	White	3,6W	2700K - 3200K - 4000K	465 lm*	50
PX-0756-GRI	Grey	3,6W	2700K - 3200K - 4000K	465 lm*	50
PX-0756-NEG	Black	3,6W	2700K - 3200K - 4000K	465 lm*	50

*Value based on 3200K





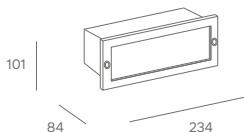
Recessed wall fixture

Tamesis

STRUCT MAT
Aluminium

DIFF MAT
Glass

CLASS I
100-240V / 50-60Hz



PX-0047-GRI

3 covers included



CODE	COLOR	POWER	UNITS
PX-0047-GRI	White / Grey / Black	Max.15W (LED)	18

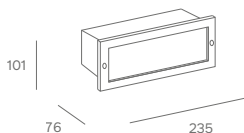


Outdoor

STRUCT MAT
Stainless steel AISI 304

DIFF MAT
Glass

CLASS I
100-240V / 50-60Hz



PX-0465-INO

Cover included



CODE	COLOR	POWER	UNITS
PX-0465-INO	Stainless steel	Max. 15W (LED)	18





Rect

STRUCT MAT
Stainless steel AISI 304

DIFF MAT
Polycarbonate

PX-0549: CLASS I
220-240V / 50-60Hz

PX-0541 / PX-0540: CLASS II
220-240V / 50-60Hz

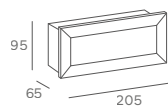
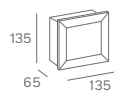


PX-0541-ALU



PX-0540-ALU

Outdoor



CODE	COLOR	POWER	KELVIN	RATED FLUX	UNITS
PX-0541-ALU (S)	Grey	3,3W	3000K	345 lm	48
PX-0540-ALU (S)	Grey	3,3W	3000K	345 lm	50

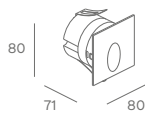




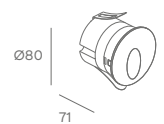
Outdoor



PX-0357-NEG



PX-0358-NEG



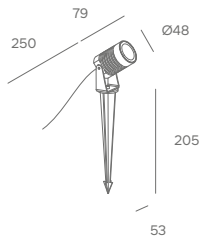
CODE	COLOR	POWER	KELVIN	RATED FLUX	UNITS
PX-0357-NEG	Black	3,3W	3000K	228 lm	36
PX-0358-NEG	Black	3,3W	3000K	228 lm	36





PX-0768-NEG

Outdoor



CODE	COLOR	POWER	KELVIN	RATED FLUX	UNITS
PX-0768-NEG	Black	4,9W	3000k	525 lm	20

VISTA COLLECTION

Wall spotlight
P. 196



-
-
-
-
-
-
-
-
-

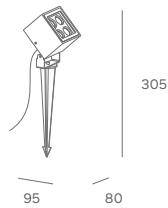


Crest

STRUCT MAT
Aluminium

DIFF MAT
Glass / Polycarbonate

CLASS I
100-240V / 50-60Hz



PX-0766-NEG

Outdoor

CODE	COLOR	POWER	KELVIN	RATED FLUX	UNITS
PX-0766-NEG	Black	8.2W	3000K	800 lm	20

CREST COLLECTION

Surface mounted
P. 272

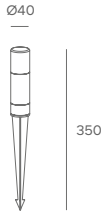




STRUCT MAT
Aluminium

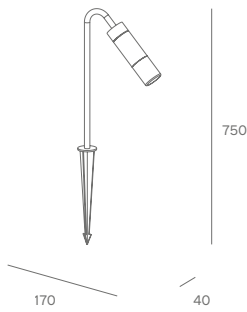
DIFF MAT
Glass

CLASS I
220-240VAC / 50-60Hz



PX-0647-NEG

PX-0647-MAR



PX-0648-NEG

PX-0648-MAR

CODE	COLOR	POWER	KELVIN	RATED FLUX	UNITS
PX-0647-NEG	Black	3,5W	3000K	280 lm	50
PX-0647-MAR	Brown	3,5W	3000K	280 lm	50
PX-0648-NEG	Black	3,5W	3000K	280 lm	20
PX-0648-MAR	Brown	3,5W	3000K	280 lm	20





Fint

STRUCT MAT
Aluminium

DIFF MAT
Polycarbonate

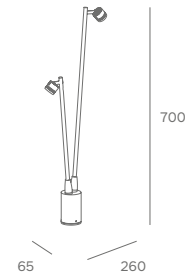
CLASS I
220-240VAC / 50-60Hz



PX-0671-NEG



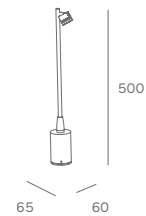
PX-0671-MAR



PX-0672-NEG



PX-0672-MAR



Outdoor

CODE	COLOR	POWER	KELVIN	RATED FLUX	UNITS
PX-0671-NEG	Black	6,4W	3000K	635 lm	10
PX-0671-MAR	Brown	6,4W	3000K	635 lm	10
PX-0672-NEG	Black	3,5W	3000K	285 lm	20
PX-0672-MAR	Brown	3,5W	3000K	285 lm	20





Pious

STRUCT MAT
Aluminium

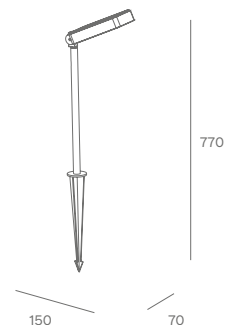
DIFF MAT
Glass

CLASS I
220-240VAC / 50-60Hz



PX-0670-NEG

Outdoor



CODE	COLOR	POWER	KELVIN	RATED FLUX	UNITS
PX-0670-NEG	Black	3,5W	3000K	290 lm	20

-
-
-
-
-
-
-
-
-



Minimal

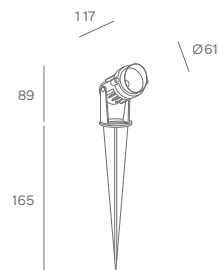
STRUCT MAT
Aluminium and Steel

DIFF MAT
Glass

CLASS I
100-240V / 50-60Hz



Outdoor



PX-0144-NEG

CODE	COLOR	POWER	KELVIN	RATED FLUX	UNITS
PX-0144-NEG	Black	8W	3000K	715 lm	12

-
-
-
-
-
-
-
-
-
-
-

Jumbo

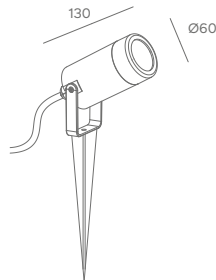
STRUCT MAT
Polycarbonate and ABS

DIFF MAT
Polycarbonate

CLASS II
100-240V / 50-60Hz



Outdoor



PX-0135-NEG

CODE	COLOR	POWER	UNITS
PX-0135-NEG	Black	Max. 8W (LED)	20



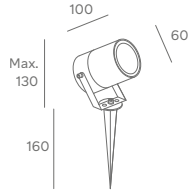

Bulb not included



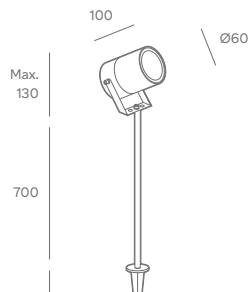

STRUCT MAT
Aluminium

DIFF MAT
Glass

CLASS I
100-240V / 50-60Hz



PX-0360-NEG



PX-0633-NEG

Outdoor

CODE	COLOR	POWER	UNITS
PX-0360-NEG	Black	Max. 8W (LED)	20
PX-0633-NEG	Black	Max. 8W (LED)	30

GU10
Bulb not included

IP 65

IK 03

360°

270°

PX-0633

 1M

PX-0360

 0,3M



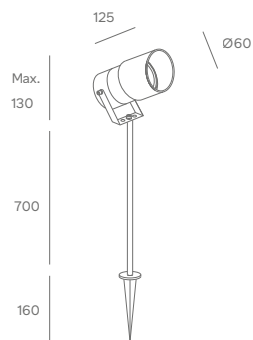
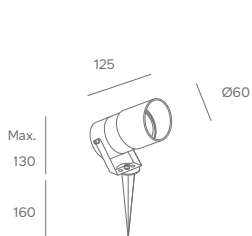


PX-0634-NEG



PX-0636-NEG

Outdoor



CODE	COLOR	POWER	UNITS
PX-0634-NEG	Black	Max. 8W (LED)	36
PX-0636-NEG	Black	Max. 8W (LED)	30

PX-0634 PX-0636



Bulb not included





Outdoor

Tidian

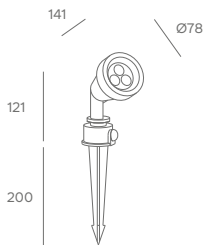
STRUCT MAT
Technopolymer

DIFF MAT
Glass

CLASS II
100-240V / 50-60Hz



PX-0214-NEG



CODE	COLOR	POWER	UNITS
PX-0214-NEG	Black	Max. 8W (LED)	20

Outdoor



Bulb not included



Outdoor



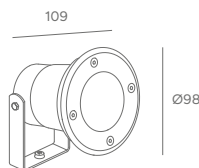
PX-1400-BLA



PX-1400-GRI



PX-1400-NEG



CODE	COLOR	POWER	UNITS
PX-1400-BLA	White	Max. 8W (LED)	20
PX-1400-GRI	Grey	Max. 8W (LED)	20
PX-1400-NEG	Black	Max. 8W (LED)	20

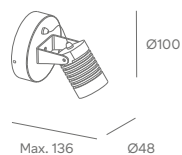


Bulb not included





PX-0767-NEG



CODE	COLOR	POWER	KELVIN	RATED FLUX	UNITS
PX-0767-NEG	Black	4,9W	3000K	525 lm	20

VISTA COLLECTION

Spotlight
P. 178



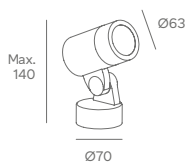




PX-0366-NEG

Outdoor

3 in 1 product, suitable for wall, ceiling and floor installation.

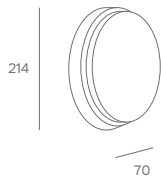


CODE	COLOR	POWER	UNITS
PX-0366-NEG	Black	Max. 8W (LED)	20

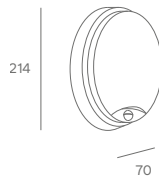




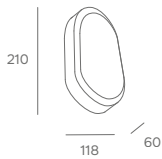
PX-0701-BLA



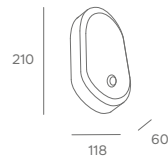
PX-0702-BLA



PX-0699-BLA



PX-0700-BLA



CODE	COLOR	POWER	KELVIN	RATED FLUX	UNITS
PX-0701-BLA	White	18W	2700 - 3200 - 4000K	2500 lm*	24
PX-0702-BLA	White	18W	2700 - 3200 - 4000K	2500 lm*	24
PX-0699-BLA	White	18W	2700 - 3200 - 4000K	2500 lm*	24
PX-0700-BLA	White	18W	2700 - 3200 - 4000K	2500 lm*	24

* Value based on 3200K.

PX-0702 / PX-0700





Eclipta I

STRUCT MAT
Aluminium

DIFF MAT
Polycarbonate and glass

CLASS I
220-240V / 50-60Hz



PX-0691-NEG



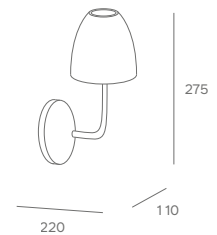
PX-0691-MAR



PX-0691-VRD

Outdoor

CODE	COLOR	POWER	KELVIN	RATED FLUX	UNITS
PX-0691-NEG	Black	10W	3000K	1190 lm	6
PX-0691-MAR	Brown	10W	3000K	1190 lm	6
PX-0691-VRD	Green	10W	3000K	1190 lm	6



ECLIPTA I COLLECTION

Bollard
P. 250





Eclipta II

STRUCT MAT
Aluminium

DIFF MAT
Polycarbonate

CLASS II
220-240V / 50-60Hz



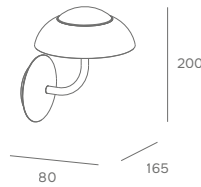
PX-0695-NEG



PX-0695-MAR



PX-0695-VRD



CODE	COLOR	POWER	KELVIN	RATED FLUX	UNITS
PX-0695-NEG (S)	Black	9W	3000K	1000 lm	12
PX-0695-MAR (S)	Brown	9W	3000K	1000 lm	12
PX-0695-VRD (S)	Green	9W	3000K	1000 lm	12

Outdoor



ECLIPTA II COLLECTION

Bollard
P. 252





Kapa

STRUCT MAT
Aluminium

DIFF MAT
Polycarbonate

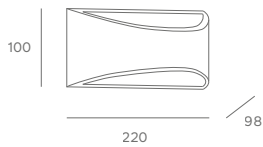
CLASS II
220-240V / 50-60Hz



PX-0468-BLA / PX-0525-BLA



PX-0468-ANT / PX-0525-ANT



CODE	COLOR	POWER	KELVIN	RATED FLUX	UNITS
PX-0468-BLA	White	10W	3000K	945 lm	12
PX-0468-ANT	Urban grey	10W	3000K	945 lm	12
PX-0525-BLA	White	10W	4000K	945 lm	12
PX-0525-ANT	Urban grey	10W	4000K	945 lm	12

Easily
replaceable
LED module.

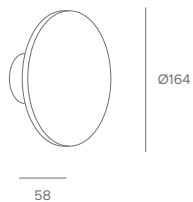




Outdoor



PX-0486-NEG



CODE	COLOR	POWER	KELVIN	RATED FLUX	UNITS
PX-0486-NEG	Black	7,9W	3000K	690 lm	12

YIKA COLLECTION

Bollard
P. 257



Slim

STRUCT MAT
Aluminium

DIFF MAT
Glass

PX-0433: CLASS I
100-240V / 50-60Hz

PX-0563: CLASS I
220-240V / 50-60Hz



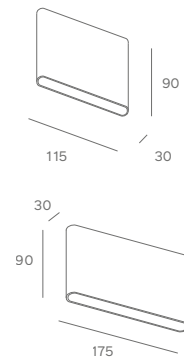
PX-0433-BLA



PX-0433-ANT

Outdoor

CODE	SIZE	COLOR	POWER	KELVIN	RATED FLUX	UNITS
PX-0433-BLA	L115xH90xP30	White	5W	3000K	320 lm	20
PX-0433-ANT	L115xH90xP30	Urban grey	5W	3000K	320 lm	20
PX-0563-NEG	L175xH90xP30	Black	10,3W	3000K	1200 lm	20







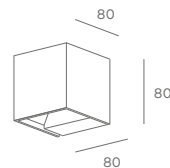
PX-0432 / 0526-BLA



PX-0432 / 0526-ANT



PX-0432-MAR



CODE	COLOR	POWER	KELVIN	RATED FLUX	UNITS
PX-0432-BLA	White	6,6W	3000K	680 lm	27
PX-0432-ANT	Urban grey	6,6W	3000K	680 lm	27
PX-0432-MAR	Brown	6,6W	3000K	680 lm	27
PX-0526-BLA	White	6,6W	4000K	780 lm	27
PX-0526-ANT	Urban grey	6,6W	4000K	780 lm	27

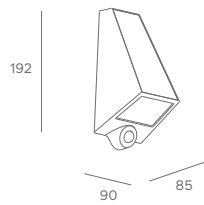
Outdoor







Outdoor



CODE	COLOR	POWER	KELVIN	RATED FLUX UNITS	
------	-------	-------	--------	------------------	--

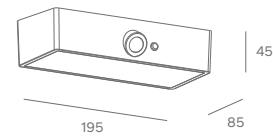
PX-0693-NEG	Black	6,5W	3000K	800 lm	32
-------------	-------	------	-------	--------	----

PX-0693-NEG





Outdoor



PX-0593-NEG

CODE	COLOR	POWER	KELVIN	RATED FLUX UNITS	
PX-0593-NEG (S)	Black	6,5W	3000K	960 lm	10



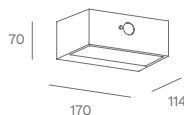
Wall lamp

Top

MAT
Aluminium

DIF
Tempered glass

CLASS III



PX-0171-ANT

CODE	COLOR	POWER	KELVIN	RATED FLUX	UNITS
------	-------	-------	--------	------------	-------

PX-0171-ANT (S)	Urban grey	3W	3000K	400 lm	16
-----------------	------------	----	-------	--------	----

TOP COLLECTION

Solar
P. 164



Bollard
P. 259

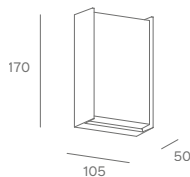


Block

MAT
Aluminium

DIF
Polycarbonate

CLASS I
220-240V / 50-60Hz



PX-0454-ANT

CODE	COLOR	POWER	KELVIN	RATED FLUX	UNITS
------	-------	-------	--------	------------	-------

PX-0454-ANT	Urban grey	9,7W	4000K	1125 lm	8
-------------	------------	------	-------	---------	---



Samper

STRUCT MAT
Polycarbonate and ABS

DIFF MAT
Polycarbonate

CLASS II
220-240V / 50-60Hz

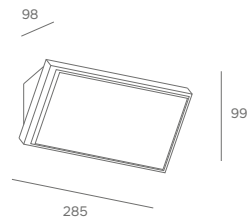


PX-0287-GRI



PX-0287-NEG

CODE	COLOR	POWER	KELVIN	RATED FLUX	UNITS
PX-0287-GRI	Grey	12W	3000K	1100 lm	16
PX-0287-NEG	Black	12W	3000K	1100 lm	16



Zenitha

STRUCT MAT
Aluminium

DIFF MAT
Polycarbonate

CLASS II
220-240V / 50-60Hz

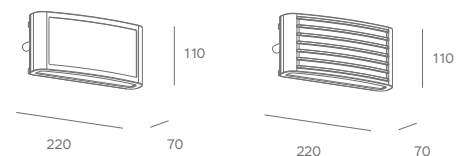


PX-0649-NEG



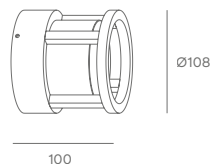
PX-0650-NEG

CODE	COLOR	POWER	KELVIN	RATED FLUX	UNITS
PX-0649-NEG	Black	12W	3000K	1300 lm	18
PX-0650-NEG	Black	12W	3000K	1300 lm	18





PX-0668-NEG



CODE	COLOR	POWER	KELVIN	RATED FLUX	UNITS
PX-0668-NEG	Black	6,3W	3000K	750 lm	20





Auro

STRUCT MAT
Aluminium

DIFF MAT
Polycarbonate

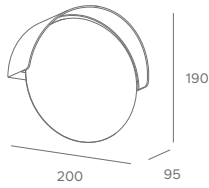
CLASS I
100-240V / 50-60Hz



PX-0770-BLA



PX-0770-NEG



CODE	COLOR	POWER	KELVIN	RATED FLUX	UNITS
PX-0770-BLA	White	6,2W	3000K	827 lm	10
PX-0770-NEG	Black	6,2W	3000K	827 lm	10



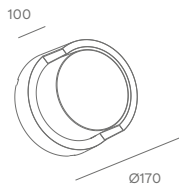


Outdoor

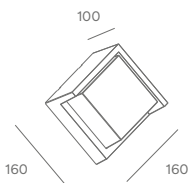
STRUCT MAT
Polycarbonate

DIFF MAT
Polycarbonate

CLASS II
220-240V / 50-60Hz



PX-0708-NEG



PX-0709-NEG

Outdoor

CODE	COLOR	POWER	KELVIN	RATED FLUX	UNITS
PX-0708-NEG	Black	15,1W	2700K - 4000K - 6000K	1800 lm*	20
PX-0709-NEG	Black	15,2W	2700K - 4000K - 6000K	1800 lm*	20

* Value based on 4000K.





Outdoor

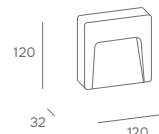
Kairo

STRUCT MAT
ABS

DIFF MAT
Polycarbonate

CLASS I
100-240V / 50-60Hz

3 covers included



PX-0751-NEG

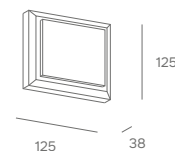

CODE	COLOR	POWER	KELVIN	RATED FLUX	UNITS
PX-0751-NEG	White / Grey / Black	2,9W	2700K - 3200K - 4000K	343 lm*	20

*Value based on 3200K



Outdoor

3 covers included



PX-0755-NEG

CODE	COLOR	POWER	KELVIN	RATED FLUX	UNITS
PX-0755-NEG	White / Grey / Black	4W	2700K - 3200K - 4000K	711 lm*	20

*Value based on 3200K



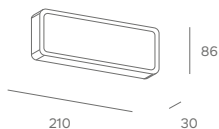


Kairo

STRUCT MAT
Polycarbonate and ABS

DIFF MAT
Polycarbonate

CLASS II
PX-0752: 220-240VAC / 50-60Hz — PX-0753 - PX-0754: 100-240VAC / 50-60Hz



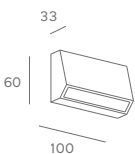
PX-0752-NEG

3 covers included



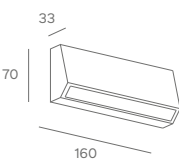
CODE	COLOR	POWER	KELVIN	RATED FLUX	UNITS
PX-0752-NEG	White / Grey / Black	5,4W	2700K - 3200K - 4000K	614 lm*	18

*Value based on 3200K



PX-0754-NEG

3 covers included



CODE	SIZE	COLOR	POWER	KELVIN	RATED FLUX	UNITS
PX-0753-NEG	L100xH60xP33	White / Grey / Black	1,9W	2700K - 3200K - 4000K	225 lm*	40
PX-0754-NEG	L160xH70xP33	White / Grey / Black	3W	2700K - 3200K - 4000K	461 lm*	20

*Value based on 3200K



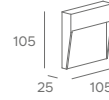


Nod

STRUCT MAT
Aluminium

DIFF MAT
Polycarbonate

CLASS I
220-240V / 50-60Hz



PX-0350-BLA

PX-0350-NEG



PX-0351-BLA

PX-0351-NEG

Outdoor

CODE	COLOR	POWER	KELVIN	RATED FLUX	UNITS
PX-0350-BLA	White	2,6W	3000K	210 lm	40
PX-0350-NEG	Black	2,6W	3000K	210 lm	40
PX-0351-BLA	White	2,6W	3000K	210 lm	40
PX-0351-NEG	Black	2,6W	3000K	210 lm	40



Wall lamp

Hide

STRUCT MAT
Aluminium

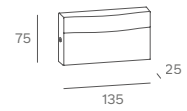
DIFF MAT
Polycarbonate

CLASS II
220-240V / 50-60Hz



PX-0536-ANT

CODE	COLOR	POWER	KELVIN	RATED FLUX	UNITS
PX-0536-ANT	Urban grey	8,2W	4000K	812 lm	16



HIDE COLLECTION

Bollard
P. 256



Loyd

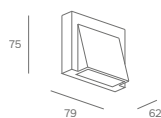
STRUCT MAT
Aluminium

DIFF MAT
Glass

CLASS I
100-240V / 50-60Hz



PX-0395-NEG



CODE	COLOR	POWER	KELVIN	RATED FLUX	UNITS
PX-0395-NEG (S)	Black	3,4W	3000K	180 lm	20





PX-0378-BLA



PX-0378-GRI



PX-0378-NEG



PX-0379-BLA

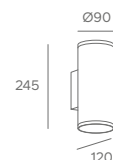
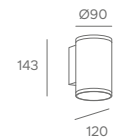


PX-0379-GRI



PX-0379-NEG

CODE	COLOR	POWER	KELVIN	RATED FLUX	UNITS
PX-0378-BLA	White	7,3W	3000K	610 lm	10
PX-0378-GRI	Grey	7,3W	3000K	610 lm	10
PX-0378-NEG	Black	7,3W	3000K	610 lm	10
PX-0379-BLA	White	13,1W	3000K	1220 lm	10
PX-0379-GRI	Grey	13,1W	3000K	1220 lm	10
PX-0379-NEG	Black	13,1W	3000K	1220 lm	10



Outdoor

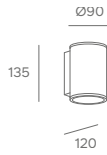




STRUCT MAT
Aluminium

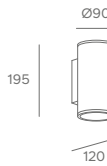
DIFF MAT
Glass

CLASS I
100-240V / 50-60Hz



PX-0758-BLA

PX-0758-NEG



PX-0759-BLA

PX-0759-NEG

CODE	COLOR	POWER	UNITS
PX-0758-BLA	White	Max. 8W (LED)	10
PX-0758-NEG	Black	Max. 8W (LED)	10
PX-0759-BLA	White	2 x Max. 8W (LED)	10
PX-0759-NEG	Black	2 x Max. 8W (LED)	10





Ara

STRUCT MAT
Polycarbonate and ABS

DIFF MAT
Polycarbonate

CLASS I
100-240V / 50-60Hz



PX-0376-BLA / PX-0651-BLA

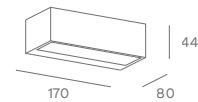


PX-0376-ANT / PX-0651-ANT



PX-0376-MAR / PX-0651-MAR

CODE	COLOR	POWER	KELVIN	RATED FLUX	UNITS
PX-0376-BLA	White	9,3W	3000K	820 lm	40
PX-0376-ANT	Urban grey	9,3W	3000K	820 lm	40
PX-0376-MAR	Brown	9,3W	3000K	820 lm	40
PX-0651-BLA	White	9,3W	4000K	820 lm	40
PX-0651-ANT	Dark grey	9,3W	4000K	820 lm	40
PX-0651-MAR	Brown	9,3W	4000K	820 lm	40



PX-0375-BLA

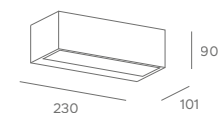


PX-0375-ANT



PX-0375-MAR

CODE	COLOR	POWER	KELVIN	RATED FLUX	UNITS
PX-0375-BLA	White	Max. 15W (LED)	-	-	16
PX-0375-ANT	Urban grey	Max. 15W (LED)	-	-	16
PX-0375-MAR	Brown	Max. 15W (LED)	-	-	16





Fond

STRUCT MAT
Polipropylene

DIFF MAT
Polycarbonate

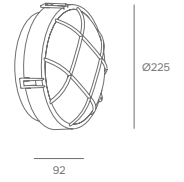
CLASS II
100-240V / 50-60Hz



PX-0345-BLA



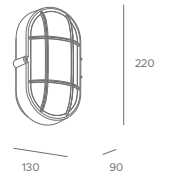
PX-0345-NEG



PX-0774-BLA



PX-0774-NEG



Outdoor

CODE	COLOR	POWER	UNITS
PX-0345-BLA	White	Max. 15W (LED)	18
PX-0345-NEG	Black	Max. 15W (LED)	18
PX-0774-BLA	White	Max. 15W (LED)	18
PX-0774-NEG	Black	Max. 15W (LED)	18





Wall lamp

Kala

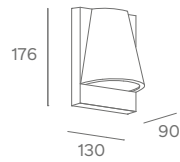
STRUCT MAT
Aluminium

SHADE MAT
Glass

CLASS I
100-240V / 50-60Hz



Outdoor



PX-0383-ANT

CODE	COLOR	POWER	UNITS
PX-0383-ANT	Urban grey	Max. 8W (LED)	12

236



Bulb not included



KALA COLLECTION

Bollard
P. 268



Prisma

STRUCT MAT
Polycarbonate and ABS

DIFF MAT
Polycarbonate

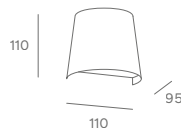
CLASS II
100-240V / 50-60Hz



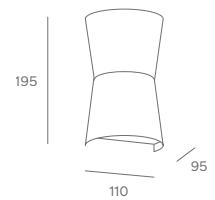
Outdoor



PX-0545-NEG



PX-0551-NEG



CODE	COLOR	POWER	UNITS
PX-0545-NEG	Black	Max. 8W (LED)	20
PX-0551-NEG	Black	2x Max. 8W (LED)	24



Bulb not included

Wall lamp

Avenue

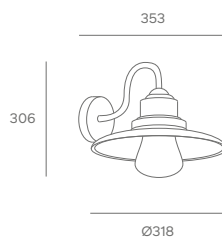
STRUCT MAT
Steel and Aluminium

DIFF MAT
Glass

CLASS I
100-240V / 50-60Hz



Outdoor



PX-0252-NEG

CODE	COLOR	POWER	UNITS
PX-0252-NEG (S)	Black	Max. 15W (LED)	4



Bulb not included



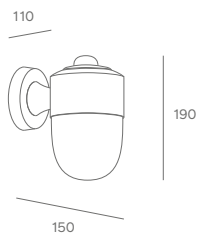
Wall lamp

Alan

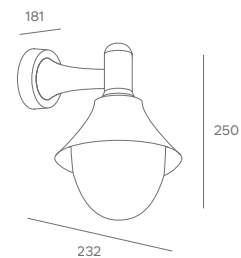
STRUCT MAT
Polypropylene

DIFF MAT
Polycarbonate

CLASS II
100-240V / 50-60Hz



PX-0623-NEG



PX-0624-NEG

CODE	COLOR	POWER	UNITS
PX-0623-NEG	Black	Max. 15W (LED)	20
PX-0624-NEG	Black	Max. 15W (LED)	6



PX-0623

Bulb not included

Outdoor

Wall lamp

Area

STRUCT MAT
Polycarbonate and ABS

DIFF MAT
Polycarbonate

CLASS II
100-240V / 50-60Hz



Outdoor



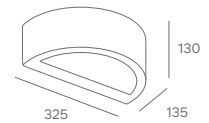
PX-0625-BLA



PX-0625-GRI



PX-0625-NEG



CODE	COLOR	POWER	UNITS
PX-0625-BLA	White	Max. 15W (LED)	9
PX-0625-GRI	Grey	Max. 15W (LED)	9
PX-0625-NEG	Black	Max. 15W (LED)	9



Bulb not included

Wall lamp

Area

STRUCT MAT
Polycarbonate and ABS

DIFF MAT
Polycarbonate

CLASS II
100-240V / 50-60Hz



Outdoor



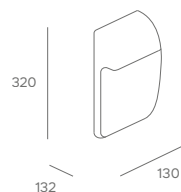
PX-0352-BLA



PX-0352-GRI



PX-0352-NEG



CODE	COLOR	POWER	UNITS
PX-0352-BLA	White	Max. 15W (LED)	9
PX-0352-GRI	Grey	Max. 15W (LED)	9
PX-0352-NEG	Black	Max. 15W (LED)	9



Bulb not included

Wall lamp

Kubo

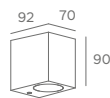
STRUCT MAT
Polycarbonate and ABS

DIFF MAT
Polycarbonate

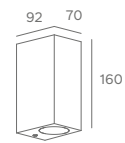
CLASS II
100-240V / 50-60Hz



Outdoor



PX-0140-NEG



PX-0141-NEG

CODE	COLOR	POWER	UNITS
PX-0140-NEG	Black	Max. 8W (LED)	20
PX-0141-NEG	Black	2x Max. 8W (LED)	20



Cube

STRUCT MAT
Steel

DIFF MAT
Glass

CLASS I
100-240V / 50-60Hz



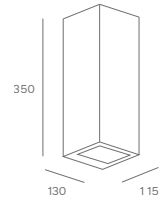
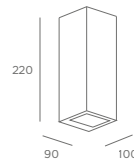
Outdoor



PX-0056- GRI



PX-0056-NEG



CODE	SIZE	COLOR	POWER	UNITS
PX-0056-GRI	L90xH220xP100	Grey	2x Max. 8W (LED)	12
PX-0056-NEG	L90xH220xP100	Black	2x Max. 8W (LED)	12
PX-0127-NEG	L130xH350xP115	Black	2x Max. 15W (LED)	8

PX-0056

PX-0127



Bulb not included



Bulb not included



Wall lamp

Osaka

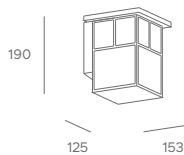
STRUCT MAT
Steel

DIFF MAT
Polycarbonate

CLASS I
100-240V / 50-60Hz



Outdoor



CODE	COLOR	POWER	UNITS
PX-0028-OXI	Rusty brown	Max. 15W (LED)	6

PX-0028-OXI

244



Wall lamp

Mayor

STRUCT MAT
Aluminium

DIFF MAT
Glass

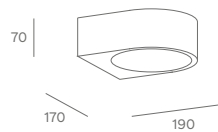
CLASS I
100-240V / 50-60Hz



Outdoor



PX-0005-ANT



CODE	COLOR	POWER	UNITS
PX-0005-ANT	Anthracite	Max. 15W (LED)	12



Bulb not included



Thomas

STRUCT MAT
Aluminium and
Polypropylene

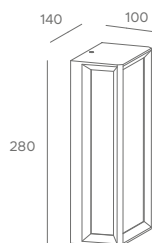
DIFF MAT
Polycarbonate

CLASS I
100-240V / 50-60Hz



PX-0148-ANT

Outdoor

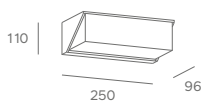


CODE	COLOR	POWER	UNITS
PX-0148-ANT	Urban grey	Max. 15W (LED)	8

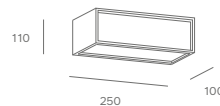




PX-0644-NEG



PX-0645-NEG



CODE	COLOR	POWER	UNITS
PX-0644-NEG	Black	Max. 15W (LED)	12
PX-0645-NEG	Black	Max. 15W (LED)	12



Bulb not included



Wall lamp

Veta

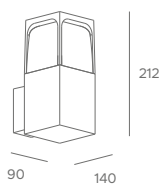
STRUCT MAT
Aluminium

DIFF MAT
Polycarbonate

CLASS I
100-240V / 50-60Hz



Outdoor



CODE	COLOR	POWER	UNITS
PX-0664-NEG	Black	Max. 15W (LED)	8

PX-0664-NEG

VETA COLLECTION

248



Bollard
P. 262



Wall lamp

Astra

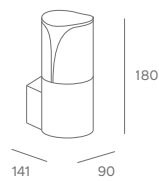
STRUCT MAT
Aluminium

DIFF MAT
Polycarbonate

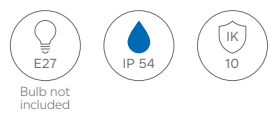
CLASS I
100-240V / 50-60Hz



PX-0627-ANT



CODE	COLOR	POWER	UNITS
PX-0627-ANT	Dark grey	Max. 15W (LED)	8



ASTRA COLLECTION

Bollard
P. 260



Eclipta I

STRUCT MAT
Aluminium

DIFF MAT
Polycarbonate and glass

CLASS I
220-240V / 50-60Hz



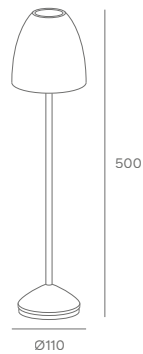
PX-0692-NEG




PX-0692-MAR



PX-0692-VRD



CODE	COLOR	POWER	KELVIN	RATED FLUX	UNITS
PX-0692-NEG	Black	10W	3000K	1190 lm	6
PX-0692-MAR	Brown	10W	3000K	1190 lm	6
PX-0692-VRD	Green	10W	3000K	1190 lm	6





Outdoor

Eclipta II

STRUCT MAT
Aluminium

DIFF MAT
Polycarbonate


CLASS I
220-240V / 50-60Hz




PX-0696-NEG



PX-0696-MAR



PX-0696-VRD



Outdoor

CODE	COLOR	POWER	KELVIN	RATED FLUX	UNITS
PX-0696-NEG (S)	Black	9W	3000K	1000 lm	12
PX-0696-MAR (S)	Brown	9W	3000K	1000 lm	12
PX-0696-VRD (S)	Green	9W	3000K	1000 lm	12

ECLIPTA II COLLECTION

Wall lamp
P. 204






Outdoor

One

STRUCT MAT
Aluminium

DIFF MAT
Polycarbonate

CLASS I
100-240VAC / 50-60Hz



PX-0669-NEG


Outdoor

CODE	COLOR	POWER	KELVIN	RATED FLUX	UNITS
PX-0669-NEG	Black	6,3W	3000K	750 lm	8



ONE COLLECTION

Wall lamp
P. 216





Hide


STRUCT MAT
Aluminium

DIFF MAT
Polycarbonate

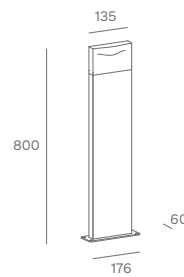
CLASS I
220-240V / 50-60Hz



Outdoor



PX-0537-ANT



CODE	COLOR	POWER	KELVIN	RATED FLUX	UNITS
PX-0537-ANT	Urban grey	8,2W	4000K	812 lm	4

HIDE COLLECTION

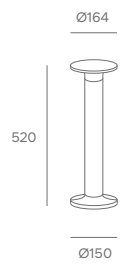
Wall lamp
P. 227



-
-
-
-
-
-
-



Outdoor



CODE	COLOR	POWER	KELVIN	RATED FLUX	UNITS
PX-0487-NEG	Black	7,9W	3000K	690 lm	6

PX-0487-NEG

YIKA COLLECTION

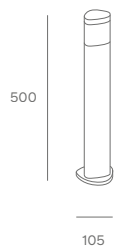
Wall lamp
P. 207



-
-
-
-
-
-
-
-



Outdoor



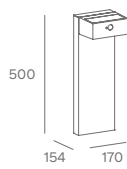
CODE	COLOR	POWER	KELVIN	RATED FLUX	UNITS
PX-0139-NEG	Black	6,6W	3000K	640 lm	9

PX-0139-NEG





PX-0172-ANT



CODE	COLOR	POWER	KELVIN	RATED FLUX	UNITS
PX-0172-ANT	Urban grey	3W	3000K	400 lm	4

TOP COLLECTION

Solar
P. 164



Wall lamp
P. 214

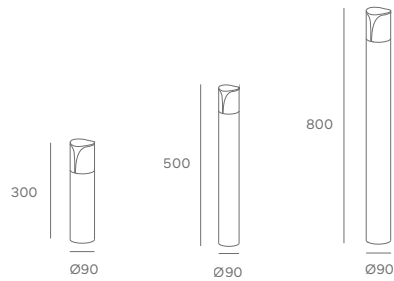


Astra

STRUCT MAT
Aluminium

DIFF MAT
Polycarbonate

CLASS I
100-277V / 50-60Hz



PX-0630-ANT

Outdoor

CODE	SIZE	COLOR	POWER	UNITS
PX-0628-ANT	H300	Dark grey	Max. 15W (LED)	9
PX-0629-ANT	H500	Dark grey	Max. 15W (LED)	9
PX-0630-ANT	H800	Dark grey	Max. 15W (LED)	9



ASTRA COLLECTION

Wall lamp
P. 249

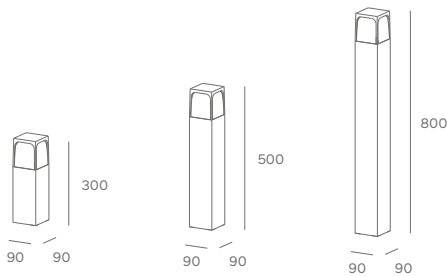






PX-0666-NEG

Outdoor



CODE	COLOR	POWER	UNITS
PX-0665-NEG	Black	Max. 15W (LED)	4
PX-0666-NEG	Black	Max. 15W (LED)	4
PX-0667-NEG	Black	Max. 15W (LED)	4



Bulb not included




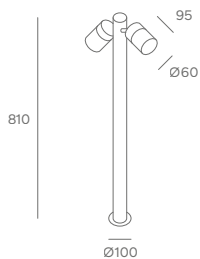




Outdoor



CODE	COLOR	POWER	UNITS
PX-0524-NEG 	Black	2x Max. 8W (LED)	4



PX-0524-NEG



Cone

STRUCT MAT
ABS

DIFF MAT
Polycarbonate

CLASS I
100-240V / 50-60Hz

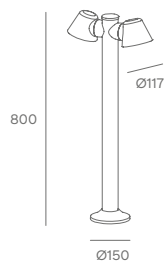


Outdoor



PX-0501-NEG

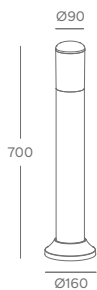
CODE	COLOR	POWER	UNITS
PX-0501-NEG (S)	Black	2x Max. 8W (LED)	4



Bulb not included



Outdoor



CODE	COLOR	POWER	UNITS
PX-0134-NEG	Black	Max. 15W (LED)	12

PX-0134-NEG



Bulb not included

Mandela

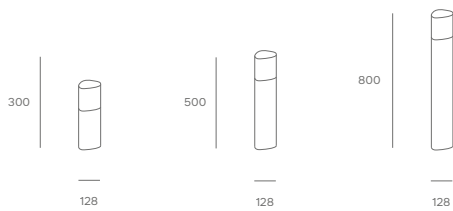
STRUCT MAT
Aluminium

DIFF MAT
Polycarbonate

CLASS I
100-240V / 50-60Hz



Outdoor



CODE	SIZE	COLOR	POWER	UNITS
PX-0757-ANT	L128xH300	Urban grey	Max. 15W (LED)	6
PX-0086-ANT	L128xH500	Urban grey	Max. 15W (LED)	6
PX-0087-ANT	L128xH800	Urban grey	Max. 15W (LED)	6



PX-0087-ANT



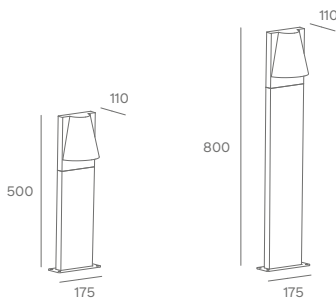
Bulb not included

Kala

STRUCT MAT
Aluminium

DIFF MAT
Glass

CLASS I
100-240V / 50-60Hz



Excellent visual comfort
and zero light pollution.

CODE	SIZE	COLOR	POWER	UNITS
PX-0102-ANT (S)	L175xH500xP110	Urban grey	Max. 8W (LED)	4
PX-0103-ANT (S)	L175xH800xP110	Urban grey	Max. 8W (LED)	4

PX-0102-ANT



KALA COLLECTION

Wall lamp
P. 236

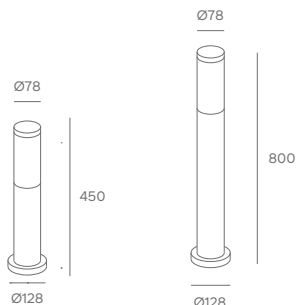


Koral

STRUCT MAT
AISI 202 Stainless steel

DIFF MAT
Polycarbonate

CLASS I
100-240V / 50-60Hz



CODE	SIZE	COLOR	POWER	UNITS
PX-0099-ANT	D128xH450xD78	Urban grey	Max. 15W (LED)	4
PX-0099-INO	D128xH450xD78	Stainless steel	Max. 15W (LED)	4
PX-0100-ANT	D128xH800xD78	Urban grey	Max. 15W (LED)	4
PX-0100-INO	D128xH800xD78	Stainless steel	Max. 15W (LED)	4



PX-0100-ANT



PX-0100-INO



Siljan

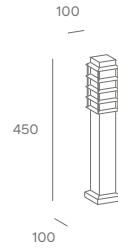
STRUCT MAT
AISI 202 Stainless steel

DIFF MAT
Polycarbonate

CLASS I
100-240V / 50-60Hz



PX-0029-MAR



CODE	COLOR	POWER	UNITS
PX-0029-MAR	Rusty brown	Max. 15W (LED)	12



Bulb not included



Alfil

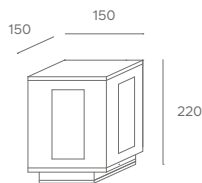
STRUCT MAT
Aluminium

DIFF MAT
Glass

CLASS I
100-240V / 50-60Hz



PX-0033-ANT



CODE	COLOR	POWER	UNITS
PX-0033-ANT	Urban grey	Max. 15W (LED)	4



Bulb not included



Surface mounted

N Orion

STRUCT MAT
Aluminium

DIFF MAT
Glass

CLASS I
100-240V / 50-60Hz



PX-0380-BLA

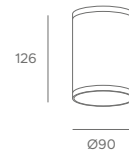


PX-0380-GRI



PX-0380-NEG

CODE	COLOR	POWER	KELVIN	RATED FLUX	UNITS
PX-0380-BLA	White	7,3W	3000K	610 lm	20
PX-0380-GRI	Grey	7,3W	3000K	610 lm	20
PX-0380-NEG	Black	7,3W	3000K	610 lm	20



PX-0760-BLA

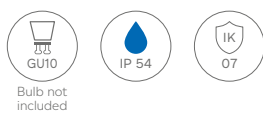


PX-0760-NEG

CODE	COLOR	POWER	UNITS
PX-0760-BLA	White	Max 8W (LED)	20
PX-0760-NEG	Black	Max 8W (LED)	20



270



ORION COLLECTION

Wall lamp
P. 228



Outdoor



Surface mounted

Crest

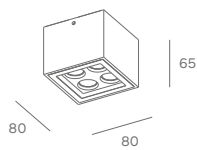
STRUCT MAT
Aluminium

DIFF MAT
Glass and Polycarbonate

CLASS I
100-240V / 50-60Hz



Outdoor



PX-0765-NEG

CODE	COLOR	POWER	KELVIN	RATED FLUX	UNITS
PX-0765-NEG	Black	8.2W	3000K	800 lm	20

272



CREST COLLECTION

Spotlight
P. 180



Surface mounted

Ford

STRUCT MAT
Polycarbonate and ABS


DIFF MAT
Polycarbonate

CLASS II
100-240V / 50-60Hz



Outdoor



CODE	COLOR	POWER	UNITS
PX-1801-GRI 	Grey	2x Max. 15W (LED)	6



PX-1801-GRI



Bulb not included



Surface mounted

Scal

STRUCT MAT
Polypropylene

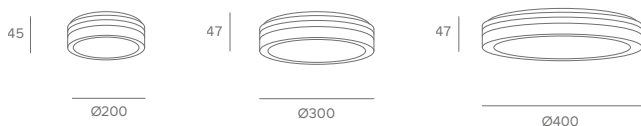
DIFF MAT
Polypropylene

CLASS II
220-240V / 50-60Hz



PX-0707-BLA

Outdoor



CODE	SIZE	COLOR	POWER	KELVIN	RATED FLUX	UNITS
PX-0704-BLA	D200xH45mm	White	14,4W	3000K - 4000K- 6000K	2160 lm*	20
PX-0705-BLA	D300xH47mm	White	23,1W	3000K - 4000K- 6000K	3360 lm*	10
PX-0706-BLA	D300xH47mm	White	23,1W	3000K - 4000K- 6000K	3360 lm*	10
PX-0707-BLA	D400xH47mm	White	32,6W	3000K - 4000K- 6000K	5100 lm*	10

Value based on 4000K.

PX-0513





Outdoor

Portátil
Portable
Portable

Pomer	278
Treta	280
Sirina	282
Baser	284
Rorer	286

Portable

Portable

Pomer

STRUCT MAT
ABS and steel

DIFF MAT
Polycarbonate

CLASS I
5V / 1A

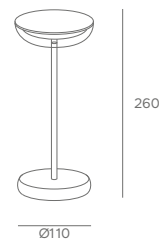


PX-0690-BLA




PX-0690-NEG

CODE	COLOR	POWER	KELVIN	RATED FLUX	UNITS
PX-0690-BLA	Black	1,8W	3000K	180 lm	12
PX-0690-NEG	White	1,8W	3000K	180 lm	12



3 brightness
settings



Portable







Portable

Portable

Treta

STRUCT MAT
Aluminium

DIFF MAT
Polycarbonate

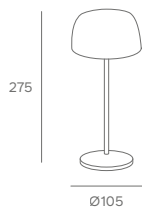
CLASS III
5V / 1A



PX-0564-NEG



PX-0565-NEG



CODE	COLOR	POWER	KELVIN	RATED FLUX	UNITS
------	-------	-------	--------	------------	-------

PX-0564-NEG	Black	2W	2700K - 4000K	250 lm*	8
PX-0565-NEG	Black	2W	2700K - 4000K	250 lm*	8

*Value based on 4000K

3 brightness settings



Charging by magnetic induction.



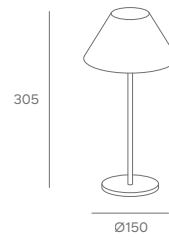
Portable

Sirina

STRUCT MAT
Aluminium


DIFF MAT
Plastic

CLASS III
5V / 1A



PX-0566-NEG

3 brightness
settings



CODE	COLOR	POWER	KELVIN	RATED FLUX	UNITS
PX-0566-NEG	Black	4W	3000K	506 lm	12





Portable



Portable

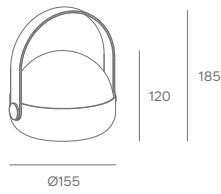
Portable

Baser

STRUCT MAT
ABS

DIFF MAT
Polyethylene

CLASS III
5V / 1A



PX-0698-VRD

CODE	COLOR	POWER	KELVIN	RATED FLUX	UNITS
PX-0698-VRD	Green	1W	3000K	150 lm	8

3 brightness settings



Portable

Rorer

STRUCT MAT
Steel

DIFF MAT
Polycarbonate

CLASS III
5V 1A



PX-0697-NEG

3 brightness settings



205

Ø108

CODE	COLOR	POWER	KELVIN	RATED FLUX	UNITS
PX-0697-NEG	Black	3W	3000K	350 lm	18

Portable





Ventiladores
Ceiling fans
Ventilateurs de plafond

L

Stem Evo L	310
Stem Evo L with Light	312
Stem Evo L Play Super Comfort	314
Stem Evo Tube L	316
Stem Evo Tube L with Light	318
Stem Evo Tube L Play Super Comfort (N)	320
Calar L	322
Pam	324
Garbí	326
Nepal	328
Phuket	330
Mogan	332
Helix	334
Bora	336
Zonda	338

M

Stem Evo M	(N) 348
Stem Evo M with Light	(N) 350
Stem Evo M Play Super Comfort	(N) 352
Stem Evo Tube M	(N) 354
Stem Evo Tube M with Light	(N) 356
Stem Evo Tube M Play Super Comfort (N)	358
Calar M	360
Bosc	362
Shadow	364
Bora	366
Borneo	368
Klar	370
Windy	372
July	374

S

Calar S	378
----------------	-----

Accessories	380
-------------	-----

Fans

Ventiladores

Ventilateurs

We take care of the air you breathe so you can enjoy an environment filled with comfort.

Cuidamos el aire que respiras para que disfrutes de un ambiente lleno de confort.

Nous prenons soin de l'air que vous respirez pour que vous profitiez d'un environnement confortable.

Controladores para motores DC para un confort personalizado en cada espacio.

Funcionalidades ventiladores con luz:

- Encendido y apagado del ventilador
- Encendido y apagado de la luz
- Control de 6 velocidades
- Temporizador 1h, 4h, 8 h.
- Control de intensidad de la luz
- Control de la temperatura de la luz
- Función invierno-verano
- Función brisa

Funcionalidades ventiladores sin luz:

- Encendido y apagado del ventilador
- Control de 6 velocidades
- Temporizador 1h, 4h, 8 h.
- Función invierno-verano
- Función brisa

DC motor controllers for personalised comfort in every space.

Ceiling fans with light – features:

- Fan on/off
- Light on/off
- 6-speed control
- Timer: 1h, 4h, 8h
- Light dimming
- Colour temperature adjustment
- Summer–winter mode
- Breeze mode”

Ceiling fans without light – features:

- Fan on/off
- 6-speed control
- Timer: 1h, 4h, 8h
- Summer–winter mode
- Breeze mode

Contrôleurs de moteur à courant continu pour un confort personnalisé dans chaque espace.

Fonctionnalités ventilateurs avec lumière:

- Marche et arrêt du ventilateur
- Allumage et extinction de la lumière
- Contrôle de 6 vitesses
- Minuterie 1 h, 4 h, 8 h
- Contrôle de l'intensité de la lumière
- Contrôle de la température de la lumière
- Fonction hiver-été
- Fonction brise

Fonctionnalités ventilateurs sans lumière:

- Marche et arrêt du ventilateur
- Contrôle de 6 vitesses
- Minuterie 1 h, 4 h, 8 h
- Fonction hiver-été
- Fonction brise



Confort sostenible para las estancias

Elegir un ventilador mejora la circulación del aire y proporciona una opción eficiente, sostenible y silenciosa, garantizando confort durante todo el año.

Sustainable comfort for every space

Choosing a fan improves air circulation and offers an efficient, sustainable and quiet solution, providing year-round comfort.

Confort durable pour les pièces

Choisir un ventilateur améliore la circulation de l'air et offre une option efficace, durable et silencieuse, garantissant le confort toute l'année.



Los ventiladores son una solución ecológica y de bajo consumo, que favorece el ahorro energético y la reducción de costes frente a otros sistemas de climatización.

Fans are an eco-friendly, low-energy alternative that helps reduce consumption and cut costs compared to other climate control systems.

Les ventilateurs sont une solution écologique et à faible consommation qui favorisent les économies d'énergie et la réduction des dépenses par rapport à d'autres systèmes de climatisation.

Además, con diseños modernos y funcionales, nuestros ventiladores no solo optimizan el aire, sino que también aportan comodidad, estilo y personalidad en cada estancia.

With their modern and functional designs, our fans not only optimise airflow but also bring comfort, style and character to any room.

En outre, grâce à leurs designs modernes et fonctionnels, nos ventilateurs non seulement optimisent la circulation de l'air, mais apportent également confort, style et personnalité à chaque pièce.



Cómo elegir un ventilador

How to choose a fan /
Comment choisir un ventilateur

01

Estancia y tamaño ventilador:
El tamaño del ventilador debe ajustarse a las dimensiones de la estancia para garantizar una circulación de aire eficiente.

Room and fan size:
The fan's size should be matched to the room's dimensions to ensure effective air circulation.

Pièce et taille du ventilateur:
La taille du ventilateur doit être adaptée aux dimensions de la pièce pour assurer une circulation efficace de l'air.



<13m²



13-20m²



20-32m²



Con luz
With light
Avec lumière



Sin luz
Without light
Sans lumière

02

Iluminación:
Elige un ventilador con luz para combinar ventilación e iluminación, o sin luz para mayor simplicidad.

Lighting:
Opt for a fan with a built-in light to combine ventilation and illumination, or choose one without for even greater simplicity.

Éclairage:
Choisissez un ventilateur avec lumière pour combiner ventilation et éclairage, ou sans lumière pour plus de simplicité.









Large

Large Collection
20-32m²

Ventiladores L para estancias amplias, pensados para cubrir grandes superficies y garantizar una circulación de aire potente, constante y confortable.

L fans for large spaces, designed to cover wide areas and ensure powerful, consistent, and comfortable air circulation.

Ventilateurs L pour les grands espaces, conçus pour couvrir de vastes surfaces et garantir une circulation d'air puissante, constante et confortable.

Stem Evo

Stem Evo Collection

La silueta orgánica y los acabados nobles de Stem Evo envuelven el aire con suavidad, integrándose con discreción en interiores que privilegian la calma y el diseño. Su presencia es sutil pero con intención: acompaña sin imponerse, refresca sin ruido, y aporta una belleza serena que transforma cada rincón.

The organic silhouette and refined finishes of Stem Evo gently envelop the air, blending discreetly into interiors that prioritize calm and design. Its presence is subtle yet intentional: it accompanies without imposing, refreshes without noise, and brings a serene beauty that transforms every corner.

La silhouette organique et les finitions nobles de Stem Evo enveloppent l'air avec douceur, s'intégrant discrètement aux intérieurs qui privilégient le calme et le design. Sa présence est subtile mais intentionnelle : elle accompagne sans s'imposer, rafraîchit sans bruit et apporte une beauté sereine qui transforme chaque recoin.

+ INFO

Stem Evo L
P. 310



Stem Evo M
P. 348



Diseñado para espacios en movimiento, Stem Evo ofrece cuerpo compacto o con tija, con luz o sin ella. Cuatro acabados de palas —blanco, negro, madera clara y oscura— combinan con cuerpos en blanco o negro para crear armonías únicas.

Designed for spaces in motion, Stem Evo is available with a compact body or with a downrod, with or without light. Four blade finishes —white, black, light wood, and dark wood— pair with white or black bodies to create unique harmonies.

Conçu pour des espaces en mouvement, Stem Evo est proposé avec un corps compact ou avec tige, avec ou sans lumière. Quatre finitions de pales —blanc, noir, bois clair et bois foncé— s'associent à des corps blancs ou noirs pour créer des harmonies uniques.





Con múltiples combinaciones Stem Evo se transforma según el espacio, manteniendo siempre su esencia: equilibrio, funcionalidad y una elegancia atemporal.



With multiple combinations, Stem Evo adapts to each space while always maintaining its essence: balance, functionality, and timeless elegance.

Grâce à ses multiples combinaisons, Stem Evo se transforme selon l'espace, tout en conservant toujours son essence : équilibre, fonctionnalité et élégance intemporelle.



Stem Evo L

STRUCT MAT
Steel

DIFF MAT
Glass

BLA MAT
Solid Wood

CLASS I
100-240VAC / 50-60Hz



VE-0096-NNE



VE-0096-BFC



VE-0096-NBL



VE-0096-NFC



VE-0096-NFF



VE-0096-BBL



VE-0096-BNE



VE-0096-BFF



VE-0096-SFF



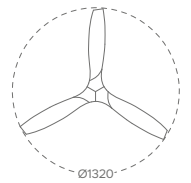
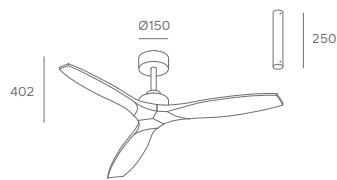
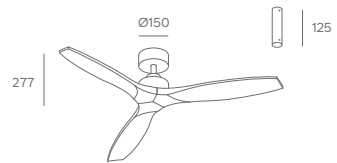
VE-0096-SBL



VE-0096-SFC



VE-0096-SNE



SPEED	1	2	3	4	5	6
RPM	82	106	123	148	166	190
W	3,2	5,5	8	13,9	20,4	30

CODE	STRUCTURE	BLADE	POWER
VE-0096-BBL	White	White	30W
VE-0096-BFC	White	Light wood	30W
VE-0096-BNE	White	Black	30W
VE-0096-BFF	White	Dark wood	30W
VE-0096-NBL	Black	White	30W
VE-0096-NFC	Black	Light wood	30W
VE-0096-NNE	Black	Black	30W
VE-0096-NFF	Black	Dark wood	30W
VE-0096-SBL	Satin Nickel	White	30W
VE-0096-SFC	Satin Nickel	Light wood	30W
VE-0096-SNE	Satin Nickel	Black	30W
VE-0096-SFF	Satin Nickel	Dark wood	30W

INCLUDED DESCRIPTION




125mm bar
250mm bar

NOT INCLUDED CODE DESCRIPTION



71-C341-05-05 Black Wall controller for DC motor without light
71-C341-14-14 White Wall controller for DC motor without light
71-B940-14-14 White 500mm bar
71-B940-05-05 Black 500mm bar
71-B940-81-81 Satin nickel 500mm bar



Stem Evo L

STRUCT MAT
Steel

DIFF MAT
Glass

BLA MAT
Solid Wood

CLASS I
100-240VAC / 50-60Hz



VE-0095-NNE



VE-0095-BFC



VE-0095-NBL



VE-0095-NFC



VE-0095-NFF



VE-0095-BBL



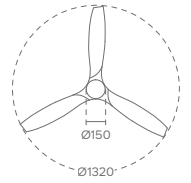
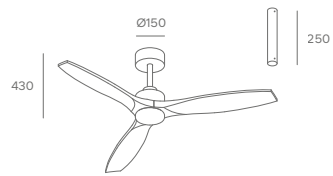
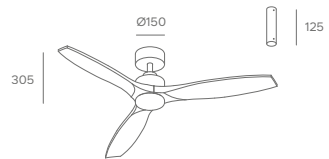
VE-0095-BNE



VE-0095-BFF



VE-0095-SFC



VE-0095-SBL



VE-0095-SFF







VE-0095-SNE



SPEED	1	2	3	4	5	6
RPM	82	106	123	148	166	190
W	3,2	5,5	8	13,9	20,4	30

CODE	STRUCTURE	BLADE	POWER	KELVIN	RATED FLUX
VE-0095-BBL	White	White	50W / Motor power 30W + 20W (LED)	3000K - 4000K - 5000K	2875 lm*
VE-0095-BFC	White	Light wood	50W / Motor power 30W + 20W (LED)	3000K - 4000K - 5000K	2875 lm*
VE-0095-BNE	White	Black	50W / Motor power 30W + 20W (LED)	3000K - 4000K - 5000K	2875 lm*
VE-0095-BFF	White	Dark wood	50W / Motor power 30W + 20W (LED)	3000K - 4000K - 5000K	2875 lm*
VE-0095-NBL	Black	White	50W / Motor power 30W + 20W (LED)	3000K - 4000K - 5000K	2875 lm*
VE-0095-NFC	Black	Light wood	50W / Motor power 30W + 20W (LED)	3000K - 4000K - 5000K	2875 lm*
VE-0095-NNE	Black	Black	50W / Motor power 30W + 20W (LED)	3000K - 4000K - 5000K	2875 lm*
VE-0095-NFF	Black	Dark wood	50W / Motor power 30W + 20W (LED)	3000K - 4000K - 5000K	2875 lm*
VE-0095-SBL	Satin Nickel	White	50W / Motor power 30W + 20W (LED)	3000K - 4000K - 5000K	2875 lm*
VE-0095-SFC	Satin Nickel	Light wood	50W / Motor power 30W + 20W (LED)	3000K - 4000K - 5000K	2875 lm*
VE-0095-SNE	Satin Nickel	Black	50W / Motor power 30W + 20W (LED)	3000K - 4000K - 5000K	2875 lm*
VE-0095-SFF	Satin Nickel	Dark wood	50W / Motor power 30W + 20W (LED)	3000K - 4000K - 5000K	2875 lm*

* Value based on 4000K.

INCLUDED	DESCRIPTION	NOT INCLUDED	CODE	DESCRIPTION
	125mm bar		71-C340-05-05	Black Wall controller for DC motor with light
	250mm bar		71-C340-14-14	White Wall controller for DC motor with light
			71-B940-14-14	White 500mm bar
			71-B940-05-05	Black 500mm bar
			71-B940-81-81	Satin niquel 500mm bar

**Stem
Evo L**

STRUCT MAT
Steel

DIFF MAT
Glass

BLA MAT
Solid Wood

CLASS I
100-240VAC / 50-60Hz



VE-0118-NNE



VE-0118-BFC



VE-0118-NBL



VE-0118-NFC



VE-0118-NFF



VE-0118-BBL



VE-0118-BNE



VE-0118-BFF



VE-0118-SFC



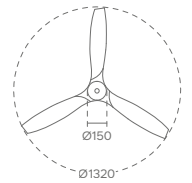
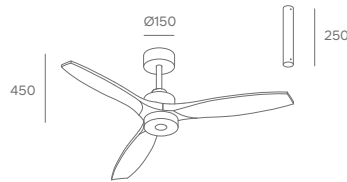
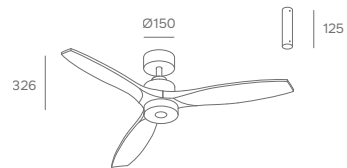
VE-0118-SBL



VE-0118-SFF







VE-0118-SNE



SPEED	1	2	3	4	5	6
RPM	82	106	123	148	166	190
W	3,2	5,5	8	13,9	20,4	30

CODE	STRUCTURE	BLADE	POWER	KELVIN	OPTICS	RATED FLUX
VE-0118-BBL	White	White	42W / Motor power 30W + 12W (LED)	2700K	50°	1350 lm*
VE-0118-BFC	White	Light wood	42W / Motor power 30W + 12W (LED)	2700K	50°	1350 lm*
VE-0118-BNE	White	Black	42W / Motor power 30W + 12W (LED)	2700K	50°	1350 lm*
VE-0118-BFF	White	Dark wood	42W / Motor power 30W + 12W (LED)	2700K	50°	1350 lm*
VE-0118-NBL	Black	White	42W / Motor power 30W + 12W (LED)	2700K	50°	1350 lm*
VE-0118-NFC	Black	Light wood	42W / Motor power 30W + 12W (LED)	2700K	50°	1350 lm*
VE-0118-NNE	Black	Black	42W / Motor power 30W + 12W (LED)	2700K	50°	1350 lm*
VE-0118-NFF	Black	Dark wood	42W / Motor power 30W + 12W (LED)	2700K	50°	1350 lm*
VE-0118-SBL	Satin Nickel	White	42W / Motor power 30W + 12W (LED)	2700K	50°	1350 lm*
VE-0118-SFC	Satin Nickel	Light wood	42W / Motor power 30W + 12W (LED)	2700K	50°	1350 lm*
VE-0118-SNE	Satin Nickel	Black	42W / Motor power 30W + 12W (LED)	2700K	50°	1350 lm*
VE-0118-SFF	Satin Nickel	Dark wood	42W / Motor power 30W + 12W (LED)	2700K	50°	1350 lm*

INCLUDED	DESCRIPTION	NOT INCLUDED	CODE	DESCRIPTION
	125mm bar		71-C340-05-05	Black Wall controller for DC motor with light
	250mm bar		71-C340-14-14	White Wall controller for DC motor with light
			71-B940-14-14	White 500mm bar
			71-B940-05-05	Black 500mm bar
			71-B940-81-81	Satin nickel 500mm bar

Stem Evo L Tube

STRUCT MAT
Steel

DIFF MAT
Glass

BLA MAT
Solid Wood

CLASS I
100-240VAC / 50-60Hz



VE-0098-NNE



VE-0098-BFC



VE-0098-NBL



VE-0098-NFC



VE-0098-NFF



VE-0098-BBL



VE-0098-BNE



VE-0098-BFF



VE-0098-SFF



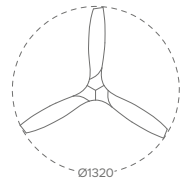
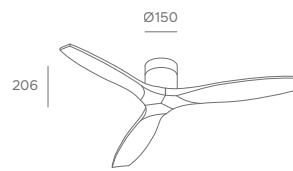
VE-0098-SBL



VE-0098-SFC



VE-0098-SNE



SPEED	1	2	3	4	5	6
RPM	82	106	123	148	166	190
W	3,2	5,5	8	13,9	20,4	30

CODE	STRUCTURE	BLADE	POWER
VE-0098-BBL	White	White	30W
VE-0098-BFC	White	Light wood	30W
VE-0098-BNE	White	Black	30W
VE-0098-BFF	White	Dark wood	30W
VE-0098-NBL	Black	White	30W
VE-0098-NFC	Black	Light wood	30W
VE-0098-NNE	Black	Black	30W
VE-0098-NFF	Black	Dark wood	30W
VE-0098-SBL	Satin Nickel	White	30W
VE-0098-SFC	Satin Nickel	Light wood	30W
VE-0098-SNE	Satin Nickel	Black	30W
VE-0098-SFF	Satin Nickel	Dark wood	30W

NOT INCLUDED	CODE	DESCRIPTION
	71-C341-05-05	Black Wall controller for DC motor without light
	71-C341-14-14	White Wall controller for DC motor without light

Stem Evo L Tube

STRUCT MAT
Steel

DIFF MAT
Glass

BLA MAT
Solid Wood

CLASS I
100-240VAC / 50-60Hz



VE-0097-NNE



VE-0097-BFC



VE-0097-NBL



VE-0097-NFC



VE-0097-NFF



VE-0097-BBL



VE-0097-BNE



VE-0097-BFF



VE-0097-SFC



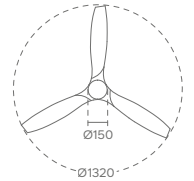
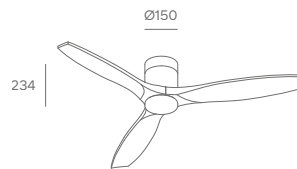
VE-0097-SBL



VE-0097-SFF



VE-0097-SNE



SPEED	1	2	3	4	5	6
RPM	82	106	123	148	166	190
W	3,2	5,5	8	13,9	20,4	30

CODE	STRUCTURE	BLADE	POWER	KELVIN	RATED FLUX
VE-0097-BBL	White	White	50W / Motor power 30W + 20W (LED)	3000K - 4000K - 5000K	2875 lm*
VE-0097-BFC	White	Light wood	50W / Motor power 30W + 20W (LED)	3000K - 4000K - 5000K	2875 lm*
VE-0097-BNE	White	Black	50W / Motor power 30W + 20W (LED)	3000K - 4000K - 5000K	2875 lm*
VE-0097-BFF	White	Dark wood	50W / Motor power 30W + 20W (LED)	3000K - 4000K - 5000K	2875 lm*
VE-0097-NBL	Black	White	50W / Motor power 30W + 20W (LED)	3000K - 4000K - 5000K	2875 lm*
VE-0097-NFC	Black	Light wood	50W / Motor power 30W + 20W (LED)	3000K - 4000K - 5000K	2875 lm*
VE-0097-NNE	Black	Black	50W / Motor power 30W + 20W (LED)	3000K - 4000K - 5000K	2875 lm*
VE-0097-NFF	Black	Dark wood	50W / Motor power 30W + 20W (LED)	3000K - 4000K - 5000K	2875 lm*
VE-0097-SBL	Satin Nickel	White	50W / Motor power 30W + 20W (LED)	3000K - 4000K - 5000K	2875 lm*
VE-0097-SFC	Satin Nickel	Light wood	50W / Motor power 30W + 20W (LED)	3000K - 4000K - 5000K	2875 lm*
VE-0097-SNE	Satin Nickel	Black	50W / Motor power 30W + 20W (LED)	3000K - 4000K - 5000K	2875 lm*
VE-0097-SFF	Satin Nickel	Dark wood	50W / Motor power 30W + 20W (LED)	3000K - 4000K - 5000K	2875 lm*

* Value based on 4000K.

NOT INCLUDED CODE DESCRIPTION



71-C340-05-05

Black Wall controller for DC motor with light

71-C340-14-14

White Wall controller for DC motor with light

Stem Evo L Tube

STRUCT MAT
Steel

DIFF MAT
Glass

BLA MAT
Solid Wood

CLASS I
100-240VAC / 50-60Hz



VE-0119-NNE



VE-0119-BFC



VE-0119-NBL



VE-0119-NFC



VE-0119-NFF



VE-0119-BBL



VE-0119-BNE



VE-0119-BFF



VE-0119-SFC



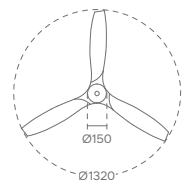
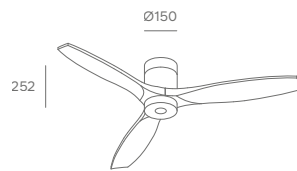
VE-0119-SBL



VE-0119-SFF



VE-0119-SNE



SPEED	1	2	3	4	5	6
RPM	82	106	123	148	166	190
W	3,2	5,5	8	13,9	20,4	30

CODE	STRUCTURE	BLADE	POWER	KELVIN	OPTICS	RATED FLUX
VE-0119-BBL	White	White	42W / Motor power 30W + 12W (LED)	2700K	50°	1350 lm*
VE-0119-BFC	White	Light wood	42W / Motor power 30W + 12W (LED)	2700K	50°	1350 lm*
VE-0119-BNE	White	Black	42W / Motor power 30W + 12W (LED)	2700K	50°	1350 lm*
VE-0119-BFF	White	Dark wood	42W / Motor power 30W + 12W (LED)	2700K	50°	1350 lm*
VE-0119-NBL	Black	White	42W / Motor power 30W + 12W (LED)	2700K	50°	1350 lm*
VE-0119-NFC	Black	Light wood	42W / Motor power 30W + 12W (LED)	2700K	50°	1350 lm*
VE-0119-NNE	Black	Black	42W / Motor power 30W + 12W (LED)	2700K	50°	1350 lm*
VE-0119-NFF	Black	Dark wood	42W / Motor power 30W + 12W (LED)	2700K	50°	1350 lm*
VE-0119-SBL	Satin Nickel	White	42W / Motor power 30W + 12W (LED)	2700K	50°	1350 lm*
VE-0119-SFC	Satin Nickel	Light wood	42W / Motor power 30W + 12W (LED)	2700K	50°	1350 lm*
VE-0119-SNE	Satin Nickel	Black	42W / Motor power 30W + 12W (LED)	2700K	50°	1350 lm*
VE-0119-SFF	Satin Nickel	Dark wood	42W / Motor power 30W + 12W (LED)	2700K	50°	1350 lm*

NOT INCLUDED CODE DESCRIPTION



71-C340-05-05

Black Wall controller for DC motor with light

71-C340-14-14

White Wall controller for DC motor with light

Calar L

STRUCT MAT
Steel and aluminium

DIFF MAT
Methacrylate

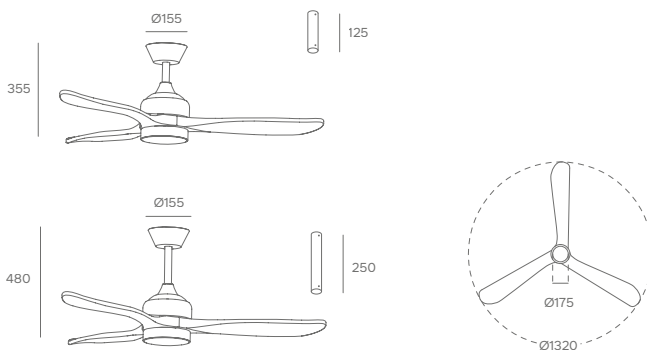
BLA MAT
FSC wood

CLASS I
200-240VAC / 50-60Hz



VE-0023-BLA

SPEED	1	2	3	4	5
RPM	80	110	139	172	200
W	3,8	6,5	13,1	24,7	41,9




CODE	STRUCTURE	BLADE	POWER	KELVIN	RATED FLUX
VE-0023-BLA	White	Light wood	65,9W / Motor power 41,9w + 24W (LED)	3000K - 4000K - 6000K	2570 lm*


* Value based on 4000K.

CALAR COLLECTION

Calar S
P. 378



Calar M
P. 360





Pam

STRUCT MAT
Steel

DIFF MAT
Acrylic

BLA MAT
Polycarbonate

CLASS I
100-240V / 50-60Hz

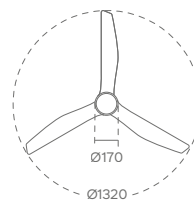
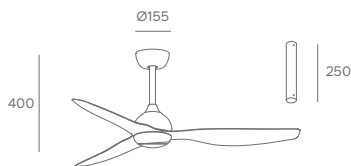
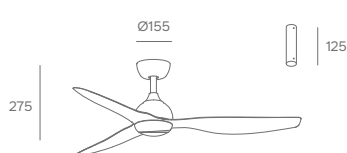


VE-0091-BLA

SPEED	1	2	3	4	5	6
RPM	85	109	124	145	164	193
W	3,7	5,9	7,8	12,1	18,2	30,8

CODE	STRUCTURE	BLADE	POWER	KELVIN	RATED FLUX
VE-0091-BLA	White	White	50W / Motor power 30W + 20W (LED)	3000K - 4000K - 5000K	2875lm*

* Value based on 4000K.



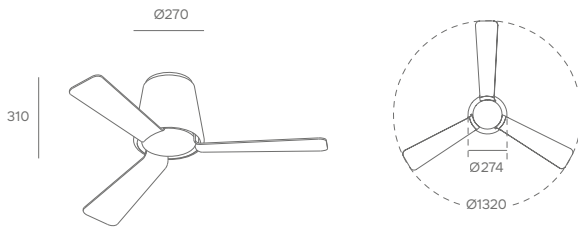
INCLUDED	DESCRIPTION	NOT INCLUDED	CODE	DESCRIPTION
	125mm bar		71-C340-05-05	Black Wall controller for DC motor with light
	250mm bar		71-C340-14-14	White Wall controller for DC motor with light
			71-B940-05-05	Black 500mm bar







30-5378-14-F9



CODE	STRUCTURE	BLADE	POWER	KELVIN	RATED FLUX	
30-5378-14-F9	White	Transparent	30W / Motor power 30W + 15W (LED)	3000K	1400 lm	
SPEED	1	2	3	4	5	6
RPM	110	138	165	193	221	223
W	4,1	5,8	11,2	18,5	30	30





Nepal

STRUCT MAT
Steel

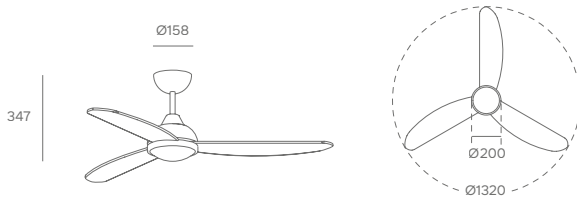
DIFF MAT
Glass

BLA MAT
ABS

CLASS I
220-240V / 50-60Hz



30-7644-CF-F9



CODE	STRUCTURE	BLADE	POWER	KELVIN	RATED FLUX
30-7644-CF-F9	White	White	47,5W / Power motor 33W + 14,5W (LED)	3000K	1750 lm

SPEED	1	2	3	4	5
RPM	131	142	170	187	200
W	8	11	18	24	33





Phuket

STRUCT MAT
Steel

DIFF MAT
Acrylic

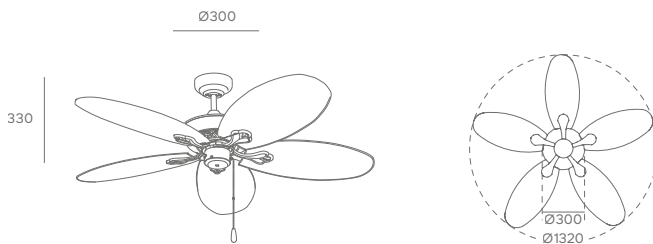
CLASS I
220-240V / 50-60Hz



30-4398-J7-J7

CODE	STRUCTURE	BLADE	POWER
30-4398-J7-J7 (S)	Brown	Dark brown	56W

SPEED	1	2	3	NOT INCLUDED	CODE	DESCRIPTION
RPM	80	120	175		71-4933-00-00	Wall controller for AC motor without light
W	14	28	56			





Mogan

STRUCT MAT
Steel and aluminium

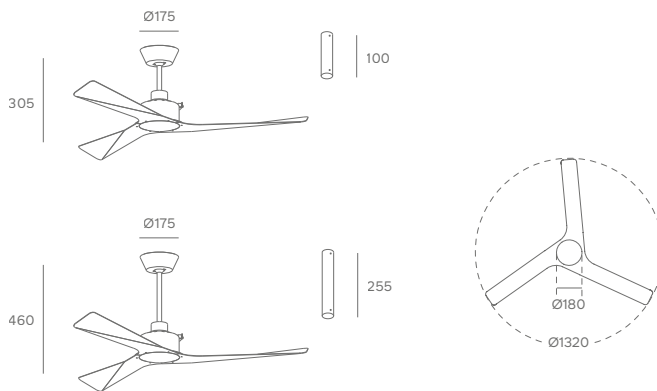
BLA MAT
Steel

CLASS I
230V / 50Hz



30-4356-CF-CF

CODE	STRUCTURE	BLADE	POWER
30-4356-CF-CF	White	White	65W



SPEED	1	2	3	NOT INCLUDED	CODE	DESCRIPTION
RPM	140	200	230		71-4933-00-00	Wall controller for AC motor without light
W	20	35	65			





Helix

STRUCT MAT
Steel

DIFF MAT
Glass

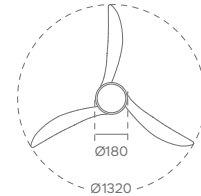
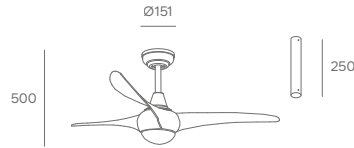
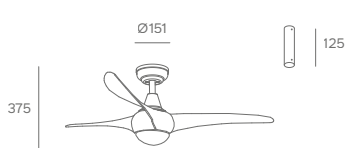
BLA MAT
ABS

CLASS I
100-240V / 50-60Hz



VE-0094-BLA

SPEED	1	2	3	4	5	6
RPM	78	98	118	136	160	180
W	3,2	5,45	8,5	13,3	20	30



CODE	STRUCTURE	BLADE	POWER	KELVIN	RATED FLUX
VE-0094-BLA	White	White	50W / Motor power 30W + 20W (LED)	3000K - 4000K - 5000K	2875 lm*

* Value based on 4000K.

INCLUDED DESCRIPTION

- 125mm bar
- 250mm bar

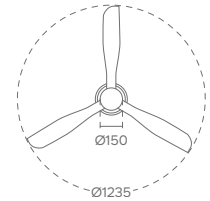
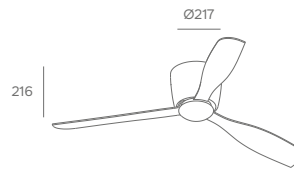






30-7972-14-F9

SPEED	1	2	3	4	5
RPM	113	128	153	168	183
W	7,8	11	18,5	25,5	33,7



CODE	STRUCTURE	BLADE	POWER	KELVIN	RATED FLUX
VE-0090-BLA	White	White	46W / Motor power 28W + 18W (LED)	2700-4000-6000K	975 lm





Zonda

STRUCT MAT
Steel

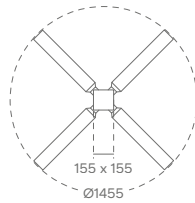
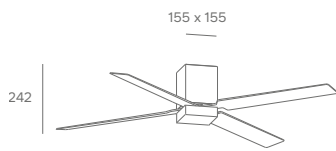
DIFF MAT
Polycarbonate

BLA MAT
Polycarbonate

CLASS I
220-240V / 50-60Hz



30-8548-14-M1



SPEED	1	2	3	4	5
RPM	98	118	135	145	178
W	7,5	10	14	19	31

CODE	STRUCTURE	BLADE	POWER	KELVIN	RATED FLUX
30-8548-14-M1 (S)	White	Transparent	51W / Motor power 31W + 20W (LED)	3000K	2076 lm

30-8549-14-M1





Medium

Medium Collection
13-20 m²

Ventiladores M para estancias medianas, combinan proporción, potencia y diseño para lograr una circulación de aire homogénea, eficiente y confortable.

M fans for medium-sized spaces, combining proportion, power, and design to achieve homogeneous, efficient, and comfortable air circulation.

Ventilateurs M pour les espaces de taille moyenne, alliant proportion, puissance et design pour assurer une circulation d'air homogène, efficace et confortable.

Stem Evo

Stem Evo Collection

La silueta orgánica y los acabados nobles de Stem Evo envuelven el aire con suavidad, integrándose con discreción en interiores que privilegian la calma y el diseño. Su presencia es sutil pero con intención: acompaña sin imponerse, refresca sin ruido, y aporta una belleza serena que transforma cada rincón.

The organic silhouette and refined finishes of Stem Evo gently envelop the air, blending discreetly into interiors that prioritize calm and design. Its presence is subtle yet intentional: it accompanies without imposing, refreshes without noise, and brings a serene beauty that transforms every corner.

La silhouette organique et les finitions nobles de Stem Evo enveloppent l'air avec douceur, s'intégrant discrètement aux intérieurs qui privilégient le calme et le design. Sa présence est subtile mais intentionnelle : elle accompagne sans s'imposer, rafraîchit sans bruit et apporte une beauté sereine qui transforme chaque recoin.

+ INFO

Stem Evo M
P. 348



Stem Evo L
P. 310



Diseñado para espacios en movimiento, Stem Evo ofrece cuerpo compacto o con tija, con luz o sin ella. Cuatro acabados de palas —blanco, negro, madera clara y oscura— combinan con cuerpos en blanco o negro para crear armonías únicas.

Designed for spaces in motion, Stem Evo is available with a compact body or with a downrod, with or without light. Four blade finishes —white, black, light wood, and dark wood— pair with white or black bodies to create unique harmonies.

Conçu pour des espaces en mouvement, Stem Evo est proposé avec un corps compact ou avec tige, avec ou sans lumière. Quatre finitions de pales —blanc, noir, bois clair et bois foncé— s'associent à des corps blancs ou noirs pour créer des harmonies uniques.





Con múltiples combinaciones Stem Evo se transforma según el espacio, manteniendo siempre su esencia: equilibrio, funcionalidad y una elegancia atemporal.



With multiple combinations, Stem Evo adapts to each space while always maintaining its essence: balance, functionality, and timeless elegance.

Grâce à ses multiples combinaisons, Stem Evo se transforme selon l'espace, tout en conservant toujours son essence : équilibre, fonctionnalité et élégance intemporelle.



**N Stem
Evo M**

STRUCT MAT
Steel

DIFF MAT
Glass

BLA MAT
Solid Wood

CLASS I
100-240VAC / 50-60Hz



VE-0114-NNE



VE-0114-BFC



VE-0114-NBL



VE-0114-NFC



VE-0114-NFF



VE-0114-BBL



VE-0114-BNE



VE-0114-BFF



VE-0114-SFF



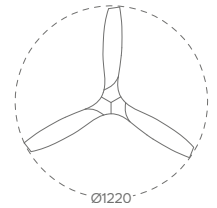
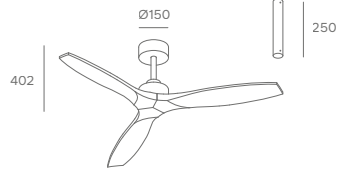
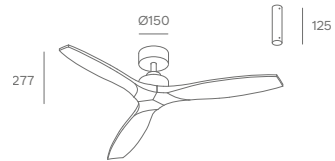
VE-0114-SBL



VE-0114-SFC







VE-0114-SNE



SPEED	1	2	3	4	5	6
RPM	82	106	123	148	166	190
W	3,2	5,5	8	13,9	20,4	30

CODE	STRUCTURE	BLADE	POWER
VE-0114-BBL	White	White	30W
VE-0114-BFC	White	Light wood	30W
VE-0114-BNE	White	Black	30W
VE-0114-BFF	White	Dark wood	30W
VE-0114-NBL	Black	White	30W
VE-0114-NFC	Black	Light wood	30W
VE-0114-NNE	Black	Black	30W
VE-0114-NFF	Black	Dark wood	30W
VE-0114-SBL	Satin Nickel	White	30W
VE-0114-SFC	Satin Nickel	Light wood	30W
VE-0114-SNE	Satin Nickel	Black	30W
VE-0114-SFF	Satin Nickel	Dark wood	30W

INCLUDED	DESCRIPTION	NOT INCLUDED	CODE	DESCRIPTION
	125mm bar		71-C341-05-05	Black Wall controller for DC motor without light
	250mm bar		71-C341-14-14	White Wall controller for DC motor without light
			71-B940-14-14	White 500mm bar
			71-B940-05-05	Black 500mm bar
			71-B940-81-81	Satin niquel 500mm bar

N Stem Evo M

STRUCT MAT
Steel

DIFF MAT
Glass

BLA MAT
Solid Wood

CLASS I
100-240VAC / 50-60Hz



VE-0112-NNE



VE-0112-BFC



VE-0112-NBL



VE-0112-NFC



VE-0112-NFF



VE-0112-BBL



VE-0112-BNE



VE-0112-BFF



VE-0095-SFC



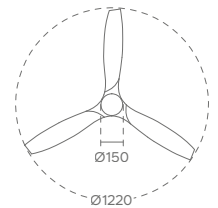
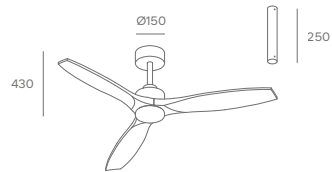
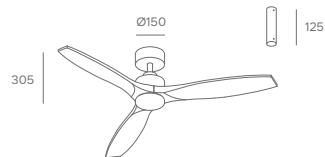
VE-0112-SBL



VE-0112-SFF







VE-0112-SNE



SPEED	1	2	3	4	5	6
RPM	82	106	123	148	166	190
W	3,2	5,5	8	13,9	20,4	30

CODE	STRUCTURE	BLADE	POWER	KELVIN	RATED FLUX
VE-0112-BBL	White	White	50W / Motor power 30W + 20W (LED)	3000K - 4000K - 5000K	2875 lm*
VE-0112-BFC	White	Light wood	50W / Motor power 30W + 20W (LED)	3000K - 4000K - 5000K	2875 lm*
VE-0112-BNE	White	Black	50W / Motor power 30W + 20W (LED)	3000K - 4000K - 5000K	2875 lm*
VE-0112-BFF	White	Dark wood	50W / Motor power 30W + 20W (LED)	3000K - 4000K - 5000K	2875 lm*
VE-0112-NBL	Black	White	50W / Motor power 30W + 20W (LED)	3000K - 4000K - 5000K	2875 lm*
VE-0112-NFC	Black	Light wood	50W / Motor power 30W + 20W (LED)	3000K - 4000K - 5000K	2875 lm*
VE-0112-NNE	Black	Black	50W / Motor power 30W + 20W (LED)	3000K - 4000K - 5000K	2875 lm*
VE-0112-NFF	Black	Dark wood	50W / Motor power 30W + 20W (LED)	3000K - 4000K - 5000K	2875 lm*
VE-0112-SBL	Satin Nickel	White	50W / Motor power 30W + 20W (LED)	3000K - 4000K - 5000K	2875 lm*
VE-0112-SFC	Satin Nickel	Light wood	50W / Motor power 30W + 20W (LED)	3000K - 4000K - 5000K	2875 lm*
VE-0112-SNE	Satin Nickel	Black	50W / Motor power 30W + 20W (LED)	3000K - 4000K - 5000K	2875 lm*
VE-0112-SFF	Satin Nickel	Dark wood	50W / Motor power 30W + 20W (LED)	3000K - 4000K - 5000K	2875 lm*

* Value based on 4000K.

INCLUDED	DESCRIPTION	NOT INCLUDED	CODE	DESCRIPTION
	125mm bar		71-C340-05-05	Black Wall controller for DC motor with light
	250mm bar		71-C340-14-14	White Wall controller for DC motor with light
			71-B940-14-14	White 500mm bar
			71-B940-05-05	Black 500mm bar
			71-B940-81-81	Satin nickel 500mm bar

N Stem Evo M

STRUCT MAT
Steel

DIFF MAT
Glass

BLA MAT
Solid Wood

CLASS I
100-240VAC / 50-60Hz



VE-0120-NNE



VE-0118-BFC



VE-0120-NBL



VE-0120-NFC



VE-0120-NFF



VE-0120-BBL



VE-0120-BNE



VE-0120-BFF



VE-0120-SFC



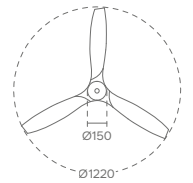
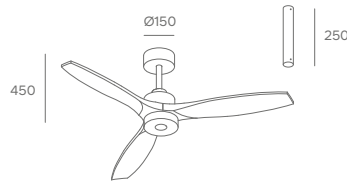
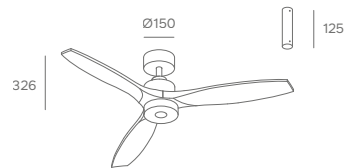
VE-0120-SBL



VE-0120-SFF







VE-0120-SNE



SPEED	1	2	3	4	5	6
RPM	82	106	123	148	166	190
W	3,2	5,5	8	13,9	20,4	30

CODE	STRUCTURE	BLADE	POWER	KELVIN	OPTICS	RATED FLUX
VE-0120-BBL	White	White	42W / Motor power 30W + 12W (LED)	2700K	50°	1350 lm*
VE-0120-BFC	White	Light wood	42W / Motor power 30W + 12W (LED)	2700K	50°	1350 lm*
VE-0120-BNE	White	Black	42W / Motor power 30W + 12W (LED)	2700K	50°	1350 lm*
VE-0120-BFF	White	Dark wood	42W / Motor power 30W + 12W (LED)	2700K	50°	1350 lm*
VE-0120-NBL	Black	White	42W / Motor power 30W + 12W (LED)	2700K	50°	1350 lm*
VE-0120-NFC	Black	Light wood	42W / Motor power 30W + 12W (LED)	2700K	50°	1350 lm*
VE-0120-NNE	Black	Black	42W / Motor power 30W + 12W (LED)	2700K	50°	1350 lm*
VE-0120-NFF	Black	Dark wood	42W / Motor power 30W + 12W (LED)	2700K	50°	1350 lm*
VE-0120-SBL	Satin Nickel	White	42W / Motor power 30W + 12W (LED)	2700K	50°	1350 lm*
VE-0120-SFC	Satin Nickel	Light wood	42W / Motor power 30W + 12W (LED)	2700K	50°	1350 lm*
VE-0120-SNE	Satin Nickel	Black	42W / Motor power 30W + 12W (LED)	2700K	50°	1350 lm*
VE-0120-SFF	Satin Nickel	Dark wood	42W / Motor power 30W + 12W (LED)	2700K	50°	1350 lm*

INCLUDED	DESCRIPTION	NOT INCLUDED	CODE	DESCRIPTION	PRICE
	125mm bar		71-C340-05-05	Black Wall controller for DC motor with light	59,95€
	250mm bar		71-C340-14-14	White Wall controller for DC motor with light	59,95€
			71-B940-14-14	White 500mm bar	52,15€
			71-B940-05-05	Black 500mm bar	52,15€
			71-B940-81-81	Satin nickel 500mm bar	57,90€

N Stem Evo M Tube

STRUCT MAT
Steel

DIFF MAT
Glass

BLA MAT
Solid Wood

CLASS I
100-240VAC / 50-60Hz



VE-0115-NNE



VE-0115-BFC



VE-0115-NBL



VE-0115-NFC



VE-0115-NFF



VE-0115-BBL



VE-0115-BNE



VE-0115-BFF



VE-0115-SFF



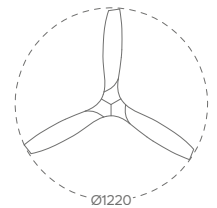
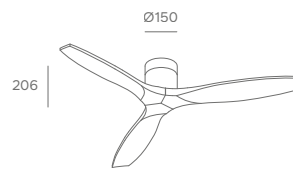
VE-0115-SBL



VE-0115-SFC



VE-0115-SNE



SPEED	1	2	3	4	5	6
RPM	82	106	123	148	166	190
W	3,2	5,5	8	13,9	20,4	30

CODE	STRUCTURE	BLADE	POWER
VE-0115-BBL	White	White	30W
VE-0115-BFC	White	Light wood	30W
VE-0115-BNE	White	Black	30W
VE-0115-BFF	White	Dark wood	30W
VE-0115-NBL	Black	White	30W
VE-0115-NFC	Black	Light wood	30W
VE-0115-NNE	Black	Black	30W
VE-0115-NFF	Black	Dark wood	30W
VE-0115-SBL	Satin Nickel	White	30W
VE-0115-SFC	Satin Nickel	Light wood	30W
VE-0115-SNE	Satin Nickel	Black	30W
VE-0115-SFF	Satin Nickel	Dark wood	30W

NOT INCLUDED	CODE	DESCRIPTION
--------------	------	-------------



71-C341-05-05

Black Wall controller for DC motor without light

71-C341-14-14

White Wall controller for DC motor without light

N Stem Evo M Tube

STRUCT MAT
Steel

DIFF MAT
Glass

BLA MAT
Solid Wood

CLASS I
100-240VAC / 50-60Hz



VE-0113-NNE



VE-0113-BFC



VE-0113-NBL



VE-0113-NFC



VE-0113-NFF



VE-0113-BBL



VE-0113-BNE



VE-0113-BFF



VE-0113-SFC



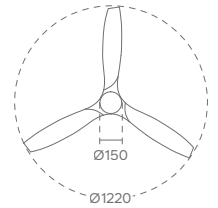
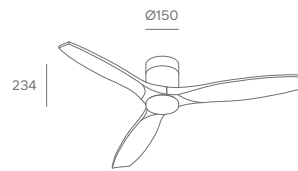
VE-0113-SBL



VE-0113-SFF



VE-0113-SNE



SPEED	1	2	3	4	5	6
RPM	82	106	123	148	166	190
W	3,2	5,5	8	13,9	20,4	30

CODE	STRUCTURE	BLADE	POWER	KELVIN	RATED FLUX
VE-0113-BBL	White	White	50W / Motor power 30W + 20W (LED)	3000K - 4000K - 5000K	2875 lm*
VE-0113-BFC	White	Light wood	50W / Motor power 30W + 20W (LED)	3000K - 4000K - 5000K	2875 lm*
VE-0113-BNE	White	Black	50W / Motor power 30W + 20W (LED)	3000K - 4000K - 5000K	2875 lm*
VE-0113-BFF	White	Dark wood	50W / Motor power 30W + 20W (LED)	3000K - 4000K - 5000K	2875 lm*
VE-0113-NBL	Black	White	50W / Motor power 30W + 20W (LED)	3000K - 4000K - 5000K	2875 lm*
VE-0113-NFC	Black	Light wood	50W / Motor power 30W + 20W (LED)	3000K - 4000K - 5000K	2875 lm*
VE-0113-NNE	Black	Black	50W / Motor power 30W + 20W (LED)	3000K - 4000K - 5000K	2875 lm*
VE-0113-NFF	Black	Dark wood	50W / Motor power 30W + 20W (LED)	3000K - 4000K - 5000K	2875 lm*
VE-0113-SBL	Satin Nickel	White	50W / Motor power 30W + 20W (LED)	3000K - 4000K - 5000K	2875 lm*
VE-0113-SFC	Satin Nickel	Light wood	50W / Motor power 30W + 20W (LED)	3000K - 4000K - 5000K	2875 lm*
VE-0113-SNE	Satin Nickel	Black	50W / Motor power 30W + 20W (LED)	3000K - 4000K - 5000K	2875 lm*
VE-0113-SFF	Satin Nickel	Dark wood	50W / Motor power 30W + 20W (LED)	3000K - 4000K - 5000K	2875 lm*

* Value based on 4000K.

NOT INCLUDED CODE DESCRIPTION



71-C340-05-05

Black Wall controller for DC motor with light

71-C340-14-14

White Wall controller for DC motor with light

N Stem Evo M Tube

STRUCT MAT
Steel

DIFF MAT
Glass

BLA MAT
Solid Wood

CLASS I
100-240VAC / 50-60Hz



VE-0121-NNE



VE-0121-BFC



VE-0121-NBL



VE-0121-NFC



VE-0121-NFF



VE-0121-BBL



VE-0121-BNE



VE-0121-BFF



VE-0121-SFC



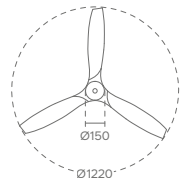
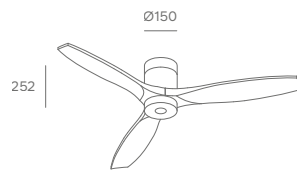
VE-0121-SBL



VE-0121-SFF



VE-0121-SNE



SPEED	1	2	3	4	5	6
RPM	82	106	123	148	166	190
W	3,2	5,5	8	13,9	20,4	30

CODE	STRUCTURE	BLADE	POWER	KELVIN	OPTICS	RATED FLUX
VE-0121-BBL	White	White	42W / Motor power 30W + 12W (LED)	2700K	50°	1350 lm*
VE-0121-BFC	White	Light wood	42W / Motor power 30W + 12W (LED)	2700K	50°	1350 lm*
VE-0121-BNE	White	Black	42W / Motor power 30W + 12W (LED)	2700K	50°	1350 lm*
VE-0121-BFF	White	Dark wood	42W / Motor power 30W + 12W (LED)	2700K	50°	1350 lm*
VE-0121-NBL	Black	White	42W / Motor power 30W + 12W (LED)	2700K	50°	1350 lm*
VE-0121-NFC	Black	Light wood	42W / Motor power 30W + 12W (LED)	2700K	50°	1350 lm*
VE-0121-NNE	Black	Black	42W / Motor power 30W + 12W (LED)	2700K	50°	1350 lm*
VE-0121-NFF	Black	Dark wood	42W / Motor power 30W + 12W (LED)	2700K	50°	1350 lm*
VE-0121-SBL	Satin Nickel	White	42W / Motor power 30W + 12W (LED)	2700K	50°	1350 lm*
VE-0121-SFC	Satin Nickel	Light wood	42W / Motor power 30W + 12W (LED)	2700K	50°	1350 lm*
VE-0121-SNE	Satin Nickel	Black	42W / Motor power 30W + 12W (LED)	2700K	50°	1350 lm*
VE-0121-SFF	Satin Nickel	Dark wood	42W / Motor power 30W + 12W (LED)	2700K	50°	1350 lm*

NOT INCLUDED CODE DESCRIPTION



71-C340-05-05

Black Wall controller for DC motor with light

71-C340-14-14

White Wall controller for DC motor with light

Calar M

STRUCT MAT
Steel and aluminium

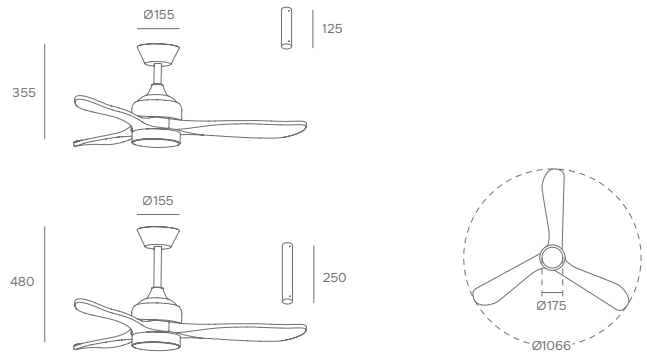
DIFF MAT
Methacrylate

BLA MAT
FSC wood

CLASS I
200-240VAC / 50-60Hz



VE-0016-BLA




SPEED	1	2	3	4	5
RPM	82	122	164	208	250
W	3,7	5,6	9,7	17,6	30,2

CODE	STRUCTURE	BLADE	POWER	KELVIN	RATED FLUX
VE-0016-BLA	White	Light wood	54,2W / Motor power 30,2W + 24W (LED)	3000K-4000K-6000K	2570 lm*

* Value based on 4000K.

CALAR COLLECTION

Calar S
P. 378



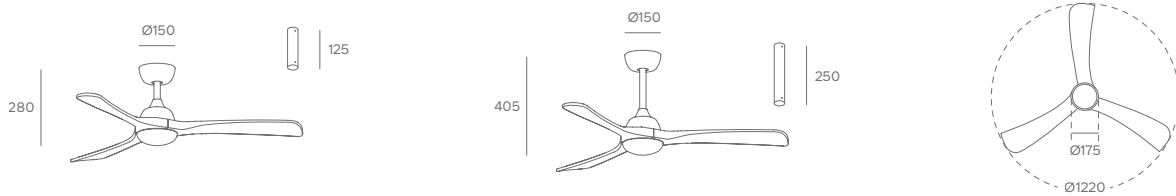
Calar L
P. 322







VE-0092-NEG



SPEED	1	2	3	4	5	6
RPM	91	108	134	156	178	200
W	3,3	4,8	8,3	13	19,3	30

CODE	STRUCTURE	BLADE	POWER	KELVIN	RATED FLUX
VE-0092-NEG	Black	Dark wood	50W / Motor power 30W + 20W (LED)	3000K - 4000K - 5000K	2875lm*

* Value based on 4000K.

INCLUDED	DESCRIPTION	NOT INCLUDED	CODE	DESCRIPTION
	125mm bar		71-C340-05-05	Black Wall controller for DC motor with light
	250mm bar		71-C340-14-14	White Wall controller for DC motor with light
			71-B940-05-05	Black 500mm bar





Shadow

STRUCT MAT
Steel

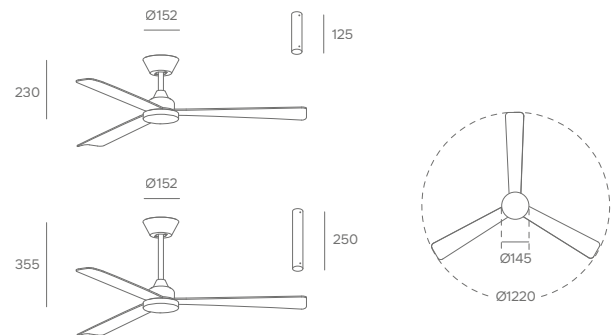
BLA MAT
ABS

CLASS I
100-240V / 50-60Hz






VE-0093-MAR

SPEED	1	2	3	4	5	6
RPM	103	128	150	167	194	223
W	3,4	5,8	8,6	11,6	18,3	30



CODE	STRUCTURE	BLADE	POWER
VE-0093-MAR	Black	Dark wood	30W

INCLUDED	DESCRIPTION
	125mm bar
	250mm bar

NOT INCLUDED	CODE	DESCRIPTION
	71-8504-00-00 	Wall controller for DC motor without light
	71-B940-05-05	Black 500mm bar

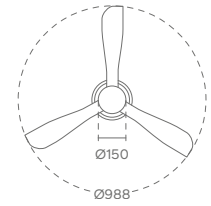
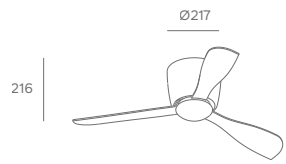






30-7973-14-F9

SPEED	1	2	3	4	5
RPM	160	175	190	215	240
W	7,3	9,2	11,2	15,3	20,1



CODE	STRUCTURE	BLADE	POWER	KELVIN	RATED FLUX
30-7973-14-F9	White	White	38,1W / Motor power 20,1W + 18W (LED)	3000K	1800 lm





Borneo

STRUCT MAT
Steel

DIFF MAT
Glass

BLA MAT
Wood

CLASS I
230V / 50Hz



VE-0006-BLA



VE-0006-SAT



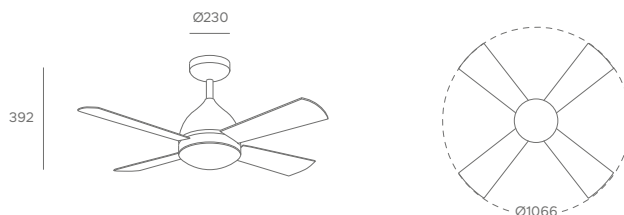
VE-0006-MAR



VE-0006-PAT



SPEED	1	2	3
RPM	100	145	185
W	12	21	40



CODE	STRUCTURE	BLADE	POWER
VE-0006-BLA	White	White / Satin	70W / Motor power 40W + 2x Max. 15W (LED)
VE-0006-SAT	Satin	Satin / White	70W / Motor power 40W + 2x Max. 15W (LED)
VE-0006-MAR	Brown	Brown / Light wood	70W / Motor power 40W + 2x Max. 15W (LED)
VE-0006-PAT	Satin	Patina / Light wood	70W / Motor power 40W + 2x Max. 15W (LED)

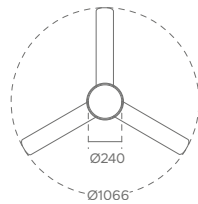
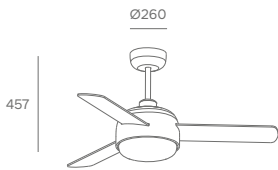
NOT INCLUDED	CODE	DESCRIPTION
	71-4932-00-00	Wall controller for AC motor with light
	71-1844-81-81	Satin nickel 460mm bar compatible with AC Motor

Bulb not included





30-4864-J7-F9



SPEED	1	2	3	CODE	STRUCTURE	BLADE	POWER
RPM	140	200	230	30-4864-J7-F9	Brown	Brown / Light wood	72W / Motor power 42W + 2x Max. 15W (LED)*
W	20	35	65	* L=140mm / Ø45mm			



Bulb not included





Windy

STRUCT MAT
Steel

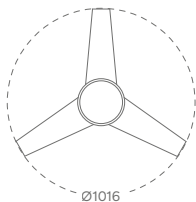
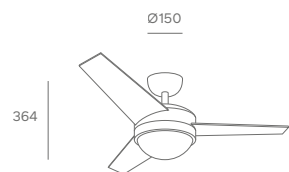
DIFF MAT
Glass

BLA MAT
Wood


CLASS I
220-230-240V / 50-60Hz



VE-0005-BLA



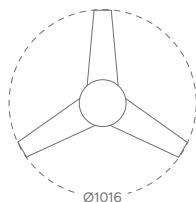
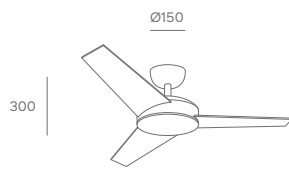
NOT INCLUDED CODE DESCRIPTION

 71-4932-00-00 Wall controller for AC motor with light

SPEED	1	2	3	CODE	STRUCTURE	BLADE	POWER
RPM	85	145	225	VE-0005-BLA (S)	White	Light wood / White	73W / Motor power 43W + 2x Max. 15W (LED)
W	6	16	43				



VE-0004-BLA



NOT INCLUDED CODE DESCRIPTION

 71-4933-00-00 Wall controller for AC motor without light

SPEED	1	2	3	CODE	STRUCTURE	BLADE	POWER
RPM	85	145	225	VE-0004-BLA (S)	White	Light wood / White	43W
W	6	16	43				

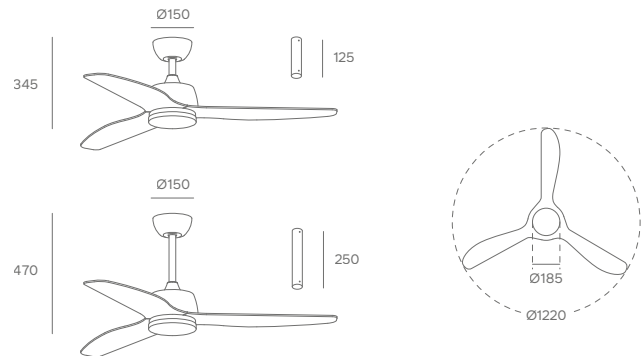






VE-0020-NEG

SPEED	1	2	3	4	5
RPM	83	112	140	173	200
W	3,3	5,5	9,1	15,5	23,5



CODE	STRUCTURE	BLADE	POWER	KELVIN	RATED FLUX
VE-0020-NEG (S)	Black	Wood	47,5W / Motor power 23,5W + 24W (LED)	3000K - 4000K - 6000K	2570 lm*

* Value based on 4000K.

INCLUDED	DESCRIPTION
	125mm bar
	250mm bar





Small

Small Collection
<13 m²

Ventiladores S para estancias pequeñas, diseñados para ajustar el tamaño al espacio y asegurar una circulación de aire eficiente, confortable y equilibrada.

S fans for small spaces, designed to adapt their size to the room and ensure efficient, comfortable, and balanced air circulation.

Ventilateurs S pour les petits espaces, conçus pour adapter leur taille à la pièce et assurer une circulation d'air efficace, confortable et équilibrée.

Calar S

STRUCT MAT
Steel and aluminium

DIFF MAT
Methacrylate

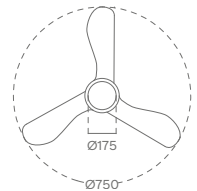
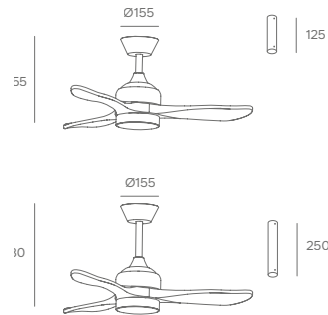
BLA MAT
FSC wood

CLASS I
200-240VAC / 50-60Hz



VE-0022-BLA

SPEED	1	2	3	4	5
RPM	83	147	213	283	352
W	2,1	3	5,4	9,5	19



CODE	STRUCTURE	BLADE	POWER	KELVIN	RATED FLUX
VE-0022-BLA	White	Light wood	43W / Motor power 19W + 24W (LED)	3000K-4000K-6000K	2570 lm*

* Value based on 4000K.

CALAR COLLECTION

Calar M
P. 360



Calar L
P. 322





Accessories

Wall control for AC motor



CODE	DESCRIPTION	UNITS
71-4932-00-00	Wall controller for AC motor with light	50

CODE	DESCRIPTION	UNITS
71-4933-00-00	Wall controller for AC motor without light	50

Wall control for DC motor



CODE	DESCRIPTION	UNITS
71-C340-05-05	Black wall controller for DC motors with light	60
71-C340-14-14	White wall controller for DC motors with light.	60
71-C341-05-05	Black wall controller for DC motors without light	60
71-C341-14-14	White wall controller for DC motors without light	60

Bars



CODE	DESCRIPTION	UNITS
71-B940-14-14	White 500mm bar	20
71-B940-05-05	Black 500mm bar	20
71-B940-81-81	Satin niquel 500mm bar	20

Remote control



CODE	DESCRIPTION	UNITS
71-6054-00-00	Remote control for AC motors	50



Symbols

	Producto nuevo New product Nouveau produit		Fuente de luz LED LED light source Source de lumière LED
	Consultar disponibilidad Check availability Vérifiez la disponibilité		Portalámpara QR-111 QR-111 lamp socket Porte-lampe QR-111
	Material reciclado Recycled material Matériau recyclé		Portalámpara GU10 GU10 lamp socket Porte-lampe GU10
	Plástico reciclable Recyclable plastic Plastique recyclable		Portalámpara E27 E27 lamp socket Porte-lampe E27
	FSC FSC FSC		Portalámpara E14 E14 lamp socket Porte-lampe E14
	Luminaria alimentada con energía solar Solar-powered luminaire Luminaire alimenté par énergie solaire		Horas de vida útil Lifetime in hours Durée de vie utile
	Sensor crepuscular Twilight sensor Capteur crépusculaire		LED reemplazable por un profesional Professional replaceable LED LED remplaçables par un professionnel
	Sensor de movimiento Motion sensor Capteur de mouvement		Driver reemplazable por un profesional Driver replaceable by a professional Pilote remplaçable par un professionnel
	Regulador de intensidad Dimmer Régulateur d'intensité		Equipo electrónico incluido Electronic gear included Équipement électronique inclus
	Selección de temperatura de color Selection of color temperature Choix de la température de la couleur		Equipo necesario (no incluido) Gear needed (not included) Équipement nécessaire (non inclus)
	Selección de potencia Power selection Sélection de puissance		Índice de Reproducción Cromática Color Rendering Index Indice de rendu des couleurs
	Regulación progresiva de temperatura de color Stepless color temperature control Contrôle progressif de la température de la couleur		Índice de Deslumbramiento Unificado Unified Glare Rating Taux d'éblouissement unifié
	Luminarias conectables Smart light fittings Luminaire connectables		Ángulo de las ópticas Lenses angle Angle des lentilles
	Encendido táctil Touch Allumage tactique		Orientable en eje horizontal Orientable on the horizontal axis Orientable sur axe horizontal
	Luminaria con batería Battery operated luminaire Lampe avec batterie		Orientable en eje vertical Orientable on the vertical axis Orientable sur axe vertical
	Puerto USB USB port Le port USB		Basculante en dos sentidos Two-way tilting Inclinaison bidirectionnelle

**Basculante en un sentido**

One way tilting
Basculement dans une direction

**Adecuada para instalar en ambientes con atmósfera marina.**

Suitable for installation in environments with marine atmosphere.
Adapté pour une installation en milieu marin.

**Grado de protección proporcionado por un envolvente contra la entrada de elementos sólidos y líquidos.**

Degree of protection that a casing provides against the penetration of solid objects or dust and liquids.
Degré de protection contre la pénétration de corps solides, poussières et liquides.

**Grado de protección proporcionado por un envolvente contra los impactos mecánicos nocivos.**

Level of protection that a casing provides against damaging mechanical impacts.
Degré de protection procuré par une enveloppe contre les impacts mécaniques nuisibles.

**Producto transitable en zona peatonal**

Product can be walked on in pedestrian zone
Produit praticable dans la zone piétonnière

**Permite instalación en serie**

Allows serial installation
Permet l'installation en série

**Metros de cable incluido**

Meters of cable included
Mètres de câbles inclus

**Estaca incluida**

Spike included
Piquet inclus

**Estancia pequeña**

Small room
Petite surface

**Estancia mediana**

Medium room
Moyenne surface

**Estancia grande**

Large room
Grande surface

**Flujo de aire amplio**

Ample airflow
Flux d'air ample

**Flujo de aire concentrado**

Concentrated air flow
Flux d'air concentré

**Flujo de aire**

Air flow
Flux d'air

**Motor DC**

DC motor
Moteur DC

**Motor AC**

AC motor
Moteur AC

**Ultra silencioso**

Ultra-quiet
Ultra-silencieux

**Función inversa invierno - verano**

Inverse function winter - summer
Fonction inverse hiver - été

**Función Brisa**

Breeze function
Fonction brise

**Mando a distancia**

Remote control
Télécommande

**Temporizador**

Timer
Temporisateur

**Sin iluminación**

No lighting
Pas d'éclairage

Numeric Index I

Reference	Page	Reference	Page	Reference	Page	Reference	Page
30-4356-CF-CF	332	DE-0118-NEG	156	DE-0215-NAT	128	DE-0293-NEG	142
30-4398-J7-J7	330	DE-0121-NEG	102	DE-0217-ESP	106	DE-0428-CRO	103
30-4864-J7-F9	370	DE-0122-NEG	102	DE-0218-ESP	106	DE-0429-CRO	103
30-5378-14-F9	326	DE-0125-NEG	099	DE-0219-NAT	146	DE-0442-SAT	154
30-7644-CF-F9	328	DE-0127-NEG	098	DE-0220-NAT	146	DE-0477-BLA	134
30-7972-14-F9	336	DE-0128-CRO	063	DE-0221-NAT	146	DE-0509-BLA	124
30-7973-14-F9	366		094	DE-0222-NAT	146	DE-0509-NEG	124
30-8548-14-M1	338	DE-0129-BLA	062	DE-0229-BLA	124	PX-0005-ANT	245
71-4932-00-00	380		095	DE-0231-BLA	126	PX-0028-OXI	244
71-4933-00-00	380	DE-0129-CRO	062	DE-0232-BLA	126	PX-0029-MAR	269
71-6054-00-00	380		095	DE-0236-NAT	112	PX-0033-ANT	269
71-B940-05-05	380	DE-0129-NEG	062	DE-0237-NEG	096	PX-0047-GRI	174
71-B940-14-14	380		095	DE-0238-NEG	096	PX-0056-GRI	243
71-B940-81-81	380	DE-0130-BLA	061	DE-0240-NEG	096	PX-0056-NEG	243
71-C340-05-05	380		092	DE-0241-NEG	100	PX-0086-ANT	267
71-C340-14-14	380	DE-0130-NEG	061	DE-0242-NEG	100	PX-0087-ANT	267
71-C341-05-05	380		092	DE-0268-BLA	152	PX-0099-ANT	268
71-C341-14-14	380	DE-0131-BLA	090	DE-0268-NEG	152	PX-0099-INO	268
DE-0000-BLA	125	DE-0131-NEG	090	DE-0287-BLA	116	PX-0100-ANT	268
DE-0001-BLA	125	DE-0132-BLA	060		140	PX-0100-INO	268
DE-0003-SAT	155		094	DE-0287-NEG	116	PX-0102-ANT	268
DE-0004-SAT	125	DE-0134-NEG	132		140	PX-0103-ANT	268
DE-0020-BLA	130	DE-0135-NEG	136	DE-0288-BLA	116	PX-0123-INO	166
DE-0020-GRI	130	DE-0136-NEG	122		140	PX-0127-NEG	243
DE-0023-NEG	114	DE-0171-NEG	148	DE-0288-NEG	116	PX-0128-INO	166
DE-0024-NEG	114	DE-0172-NEG	148		140	PX-0134-NEG	266
DE-0115-BLA	157	DE-0173-NEG	148	DE-0289-BLA	116	PX-0135-NEG	189
DE-0115-NEG	157	DE-0174-NEG	148	DE-0289-NEG	116	PX-0139-NEG	258
DE-0116-BLA	151	DE-0175-NEG	135	DE-0290-BLA	120	PX-0140-NEG	242
DE-0116-NEG	151	DE-0176-ESP	104	DE-0290-NEG	120	PX-0141-NEG	242
DE-0116-ORO	151	DE-0177-ESP	104	DE-0291-BLA	142	PX-0144-NEG	188
DE-0117-BLA	153	DE-0178-ESP	104	DE-0291-NEG	142	PX-0148-ANT	246
DE-0117-NEG	153	DE-0199-BLA	138	DE-0292-BLA	142	PX-0171-ANT	164
DE-0117-ORO	153	DE-0213-NAT	110	DE-0292-NEG	142		214
DE-0118-BLA	156	DE-0214-NAT	110	DE-0293-BLA	142		

Reference	Page	Reference	Page	Reference	Page	Reference	Page
PX-0172-ANT	164	PX-0371-ALU	084	PX-0520-INO	167	PX-0648-NEG	182
	259		168	PX-0524-NEG	264	PX-0649-NEG	215
PX-0214-NEG	194	PX-0371-BLA	084	PX-0525-ANT	206	PX-0650-NEG	215
PX-0252-NEG	238		168	PX-0525-BLA	206	PX-0651-ANT	232
PX-0287-GRI	215	PX-0371-NEG	084	PX-0526-ANT	210	PX-0651-BLA	232
PX-0287-NEG	215		168	PX-0526-BLA	210	PX-0651-MAR	232
PX-0306-GRI	074	PX-0375-ANT	232	PX-0536-ANT	227	PX-0664-NEG	248
PX-0307-GRI	074	PX-0375-BLA	232	PX-0537-ANT	256	PX-0665-NEG	262
PX-0308-GRI	074	PX-0375-MAR	232	PX-0540-ALU	176	PX-0666-NEG	262
PX-0345-BLA	234	PX-0376-ANT	232	PX-0541-ALU	176	PX-0667-NEG	262
PX-0345-NEG	234	PX-0376-BLA	232	PX-0545-NEG	237	PX-0668-NEG	216
PX-0350-BLA	086	PX-0376-MAR	232	PX-0551-NEG	237	PX-0669-NEG	254
	226	PX-0378-BLA	228	PX-0563-NEG	208	PX-0670-NEG	186
PX-0350-NEG	086	PX-0378-GRI	228	PX-0564-NEG	281	PX-0671-MAR	184
	226	PX-0378-NEG	228	PX-0565-NEG	281	PX-0671-NEG	184
PX-0351-BLA	086	PX-0379-BLA	228	PX-0566-NEG	282	PX-0672-MAR	184
	226	PX-0379-GRI	228	PX-0593-NEG	161	PX-0672-NEG	184
PX-0351-NEG	086	PX-0379-NEG	228		213	PX-0690-BLA	278
	226	PX-0380-BLA	270	PX-0623-NEG	239	PX-0690-NEG	278
PX-0352-BLA	241	PX-0380-GRI	270	PX-0624-NEG	239	PX-0691-MAR	202
PX-0352-GRI	241	PX-0380-NEG	270	PX-0625-BLA	240	PX-0691-NEG	202
PX-0352-NEG	241	PX-0383-ANT	236	PX-0625-GRI	240	PX-0691-VRD	202
PX-0355-INO	166	PX-0395-NEG	227	PX-0625-NEG	240	PX-0692-MAR	250
PX-0357-NEG	086	PX-0432-ANT	210	PX-0627-ANT	249	PX-0692-NEG	250
	177	PX-0432-BLA	210	PX-0628-ANT	260	PX-0692-VRD	250
PX-0358-NEG	086	PX-0432-MAR	210	PX-0629-ANT	260	PX-0693-NEG	160
	177	PX-0433-ANT	208	PX-0630-ANT	260		212
PX-0360-NEG	190	PX-0433-BLA	208	PX-0633-NEG	190	PX-0695-MAR	204
PX-0366-NEG	198	PX-0454-ANT	214	PX-0634-NEG	192	PX-0695-NEG	204
PX-0370-ALU	084	PX-0465-INO	174	PX-0636-NEG	192	PX-0695-VRD	204
	168	PX-0468-ANT	206	PX-0644-NEG	247	PX-0696-MAR	252
PX-0370-BLA	084	PX-0468-BLA	206	PX-0645-NEG	247	PX-0696-NEG	252
	168	PX-0486-NEG	207	PX-0647-MAR	182	PX-0696-VRD	252
PX-0370-NEG	084	PX-0487-NEG	257	PX-0647-NEG	182	PX-0697-NEG	286
	168	PX-0501-NEG	265	PX-0648-MAR	182	PX-0698-VRD	285

Numeric Index II

Reference	Page	Reference	Page	Reference	Page	Reference	Page
PX-0699-BLA	200	PX-0774-BLA	234	TC-0080-NEG	150	TC-0204-BLA	048
PX-0700-BLA	200	PX-0774-NEG	234	TC-0081-BLA	050	TC-0212-BLA	049
PX-0701-BLA	200	PX-1000-INO	166	TC-0082-BLA	050	TC-0213-BLA	049
PX-0702-BLA	200	PX-1200-NEG	165	TC-0083-BLA	050	TC-0215-BLA	054
PX-0751-NEG	087	PX-1400-BLA	195	TC-0084-BLA	050	TC-0220-BLA	065
	222	PX-1400-GRI	195	TC-0085-BLA	050	TC-0220-NEG	065
PX-0752-NEG	224	PX-1400-NEG	195	TC-0111-BLA	064	TC-0237-BLA	072
PX-0753-NEG	224	PX-1801-GRI	273	TC-0112-BLA	058	TC-0237-NEG	072
PX-0754-NEG	224	TC-0000-BLA	046	TC-0112-NEG	058	TC-0240-SIN	072
PX-0755-NEG	087	TC-0000-NEG	046	TC-0113-BLA	058	TC-0248-BLA	070
	222	TC-0001-BLA	046	TC-0113-NEG	058	TC-0248-NEG	070
PX-0756-BLA	082	TC-0001-NEG	046	TC-0134-BLA	059	TC-0249-BLA	070
	172	TC-0002-BLA	046	TC-0135-BLA	059	TC-0249-NEG	070
PX-0756-GRI	082	TC-0002-NEG	046	TC-0148-BLA	048	TC-0250-BLA	078
	172	TC-0003-BLA	046	TC-0149-BLA	048	TC-0250-NEG	078
PX-0756-NEG	082	TC-0003-NEG	046	TC-0150-BLA	048	TC-0251-BLA	066
	172	TC-0004-BLA	046	TC-0151-BLA	048	TC-0251-NEG	066
PX-0757-ANT	267	TC-0004-NEG	046	TC-0154-BLA	049	TC-0252-BLA	066
PX-0758-BLA	230	TC-0005-BLA	046	TC-0155-BLA	049	TC-0252-NEG	066
PX-0758-NEG	230	TC-0005-NEG	046	TC-0156-BLA	049	TC-0303-BLA	065
PX-0759-BLA	230	TC-0006-BLA	046	TC-0157-BLA	049	TC-0304-BLA	065
PX-0759-NEG	230	TC-0006-NEG	046	TC-0160-BLA	068	TC-0349-BLA	056
PX-0760-BLA	270	TC-0007-BLA	046	TC-0161-BLA	068	TC-0350-BLA	056
PX-0760-NEG	270	TC-0007-NEG	046	TC-0162-BLA	068	TC-0366-BLA	065
PX-0761-NEG	165	TC-0046-BLA	078	TC-0163-BLA	068	TC-0366-NEG	065
PX-0765-NEG	272	TC-0047-BLA	078	TC-0166-BLA	069	TC-0411-BLA	068
PX-0766-NEG	180	TC-0070-BLA	064	TC-0167-BLA	069	TC-0412-BLA	068
PX-0767-NEG	196	TC-0070-NEG	064	TC-0168-BLA	069	TC-0413-BLA	069
PX-0768-NEG	178	TC-0071-BLA	064	TC-0169-BLA	069	TC-0414-BLA	069
PX-0769-GRI	074	TC-0071-NEG	064	TC-0175-BLA	054	TC-0415-BLA	068
PX-0770-BLA	218	TC-0078-BLA	144	TC-0176-BLA	054	TC-0416-BLA	068
PX-0770-NEG	218	TC-0078-NEG	144	TC-0182-BLA	080	TC-0440-BLA	052
PX-0771-ALU	170	TC-0079-BLA	118	TC-0182-NEG	080	TC-0472-BLA	052
PX-0772-ALU	170	TC-0079-NEG	118	TC-0200-BLA	065	TC-0476-BLA	064
PX-0773-ALU	170	TC-0080-BLA	150	TC-0203-BLA	048	TC-0491-BLA	052

Reference	Page	Reference	Page
TC-0502-BLA	056	VE-0097-BFC	318
TC-1400-BLA	057	VE-0097-BFF	318
TC-1401-BLA	057	VE-0097-BNE	318
TC-1500-BLA	057	VE-0097-NBL	318
TC-1900-BLA	064	VE-0097-NFC	318
TC-1900-NEG	064	VE-0097-NFF	318
TC-1901-BLA	064	VE-0097-NNE	318
TC-1901-NEG	064	VE-0097-SBL	318
VE-0004-BLA	372	VE-0097-SFC	318
VE-0005-BLA	372	VE-0097-SFF	318
VE-0006-BLA	368	VE-0097-SNE	318
VE-0006-MAR	368	VE-0098-BBL	316
VE-0006-PAT	368	VE-0098-BFC	316
VE-0006-SAT	368	VE-0098-BFF	316
VE-0016-BLA	360	VE-0098-BNE	316
VE-0020-NEG	374	VE-0098-NBL	316
VE-0022-BLA	378	VE-0098-NFC	316
VE-0023-BLA	322	VE-0098-NFF	316
VE-0091-BLA	324	VE-0098-NNE	316
VE-0092-NEG	362	VE-0098-SBL	316
VE-0093-MAR	364	VE-0098-SFC	316
VE-0094-BLA	334	VE-0098-SFF	316
VE-0095-BBL	312	VE-0098-SNE	316
VE-0095-BFC	312		
VE-0095-BFF	312		
VE-0095-BNE	312		
VE-0095-NBL	312		
VE-0095-NFC	312		
VE-0095-NFF	312		
VE-0095-NNE	312		
VE-0095-SBL	312		
VE-0095-SFC	312		
VE-0095-SFF	312		
VE-0095-SNE	312		
VE-0097-BBL	318		

Alphabetical index

Name	Page	Name	Page	Name	Page	Name	Page
Accessories Fans	380	Cube	243	Ilo	072	Mine	153
Alan	239	Dama	112	Incasso	167	Minimal	188
Alfil	269	Dorit	056	Indoo	266	Mix GU10	065
Ara	232	Duplo	120	Janet	157	Mix LED	064
Area	240	Easy	048	Jet	046	Mogan	332
	241		049		066	Moo	200
Arrow	258		068	July	374	Nature	146
Astra	249		069	Jumbo	189	Nepal	328
	260	Eclipta I	202	Kairo	087	Niza	125
Aura	156		250		222	Nod	086
Auro	218	Eclipta II	204		224		226
Avenue	238		252	Kala	236	Nora	102
Bala	052	Element	050		268	Nuts	130
Bambu	338	Eleve	198	Kapa	206	Olaf	160
Bas	154	Era	070	Kaplan	142		212
Base	056		118	Keop	124	One	216
Baser	284		144	Klar	370		254
Block	214		150	Koral	268	Orion	228
Bora	336	Eufo	148	Kubo	242		230
	366	Fab	090	Lab	060		270
Borneo	368	Farrow	138		094	Osaka	244
Bosc	362	Feu	062	Lace	322	Ousia	192
Calar L	322		095	Lis	162	Pam	324
Calar M	360	Fint	184		192	Passeggio	100
Calar S	378	Fond	234	Lizz	104	Phuket	330
Cardan	057	Ford	273	Loyd	227	Pious	186
Cero	162	Garbí	326	Lungo	103	Pixa	264
Colo	151	Giro	098	Luvo	080	Pomer	278
Cone	265	Glass	125	Lyon	155	Pop	074
Cortic	110	Helix	334	Mandela	267	Post	195
	128	Hide	054	Mayor	245	Prisma	237
Crest	180		227	Meds	122	Quanta	247
	272		256		132	Rame	063
Creu	220	Hit	190		136	Rect	176
Crobat	152	Icon	086	Metà	099	Ret	161
			177				

Name	Page	Name	Page
Rex	210	Thin	124
Riba	114	Thomas	246
Ringo	166	Tidian	165
Rorer	286		194
Samper	215	Top	164
Scal	274		214
Senya	084		259
Sfera	096	Toppi	126
Shadow	364	Touch	134
Sicro	058	Treta	280
Siljan	269	Trim	182
Sirina	282	Veta	248
Slim	208		262
Sound Plus	059	Vista	178
Square Eco	076		196
Stac	116	Vit	206
Stem Evo L	310	Viva	95
Stem Evo L Play Super Comfort	314		114
Stem Evo L with Light	312		124
Stem Evo M	348	Windy	372
Stem Evo M Play Super Comfort	352	Yika	207
Stem Evo M with Light	350		257
Stem Evo Tube L	316	Zenit	135
Stem Evo Tube L Play Super Comfort	320	Zenitha	215
Stem Evo Tube L with Light	318	Zico	106
Stem Evo Tube M	354	Zilo	082
Stem Evo Tube M with Light	356		172
Stem Evo Tube M Play Super Comfort	358		
Tamesis	174		
Tent	078		
Ter	061		
	092		

Certificado de garantía

LedsC4, S.A. garantiza al consumidor y usuario el correcto funcionamiento del producto y posibles reparaciones o suministro de recambios del modelo debidos a defectos de fabricación durante el periodo de 3 o 5 años desde la fecha de entrega. En www.forlight.com se pueden consultar las condiciones de garantía, de las cuales destacamos las siguientes excepciones:

- **En fuentes de luz LED, cuyo funcionamiento supera a las horas de máximo uso por año declaradas en las condiciones de garantía específica del producto.**
- **Accidentes, o uso negligente, impropio o inadecuado.**
- **Daños producidos por sobrecargas eléctricas, inundaciones, plagas, terremotos, acciones de terceras partes o cualesquiera otras causas de fuerza mayor ajenas a las condiciones normales de funcionamiento del equipo y al control de LedsC4, S.A.**

Warranty Certificate

This warranty certificate by LedsC4, S.A. is for the consumer and user to guarantee the product works properly, and it covers the model's possible repairs and supply of spare parts due to manufacturing defects for a period of 3 or 5 years from the delivery date. The warranty terms and conditions can be consulted at the following link www.forlight.com. Please take note of the following exceptions:

- In LED light sources, whose operation exceeds the maximum hours of use per year declared in the specific warranty conditions of the product.
- Accidents or negligent, improper and inappropriate use.
- Damage caused by electrical overloads, floods, infestations, earthquakes, actions of third parties or any other cause of force majeure beyond the normal operating conditions of the equipment and the control of LedsC4, S.A.

Certificat de garantie

LedsC4, S.A. garantit au consommateur et utilisateur le fonctionnement correct du produit, ainsi que les éventuelles réparations ou la fourniture de pièces de rechange du modèle dues à des défauts de fabrication pendant une période de 3 ou 5 ans à compter de la date de livraison. Vous pouvez consulter les conditions de garantie sur www.forlight.com, dont il convient de signaler les exceptions suivantes:

- En sources lumineuses LED, dont le fonctionnement dépasse le nombre maximal d'heures d'utilisation par an déclaré dans les conditions de garantie spécifiques au produit.
- Accidents ou utilisation négligente, impropre ou inadéquate.
- Dommages occasionnés par des surcharges électriques, inondations, fléaux, tremblements de terre, actions de tiers ou toutes autres causes de force majeure indépendantes des conditions normales de fonctionnement du matériel et du contrôle de LedsC4, S.A.

Información de tarifa

Todos los precios indicados en el catálogo incluyen la tasa ECORAE.

Price list information

All prices featured in the catalogue include the WEEE eco-fee.

Information tarifaire

Tous les prix indiqués dans le catalogue comprennent l'éco-participation DEEE.

Información extra

Todos los derechos reservados. Ninguna parte de este libro puede ser reproducida en ningún formato de papel o electrónico, sin el consentimiento previo del editor o de los propietarios de los derechos. Ningún producto del catálogo incluye la bombilla, aunque ésta aparezca en las fotografías.

Debido a la constante evolución tecnológica del LED, los productos que incluyen esta fuente de luz pueden experimentar variaciones en sus características técnicas con el objetivo de poder ofrecer siempre las máximas prestaciones en nuestros productos.

Extra information

All rights reserved. No part of this publication may be reproduced or transmitted in any form or by any means, electronic storage and retrieval system, without permission in writing from the copyright owner(s). The products in this catalogue do not include bulbs, although bulbs may appear in the photos.

Due to the constant evolution of LED technology, products containing this light source may vary in their technical characteristics so as to ensure that we can always offer maximum product performance.

Info supplémentaire

Tous droits réservés. Aucune partie de ce catalogue ne pourra être reproduite en format papier ou électronique sans l'autorisation préalable de l'éditeur ou du propriétaire des droits. Les ampoules ne sont pas incluses aux produits de ce catalogue même dans le cas où les photos pourraient laisser penser le contraire.

En raison de l'évolution constante de la technologie LED, les produits dotés de cette source lumineuse peuvent connaître des variations dans leurs caractéristiques techniques, en vue de toujours en optimiser les prestations.

Headquarters

LedsC4

Afores s/n
25750 Torà
Lleida — Spain
+ 973 468 100
ledsc4@ledsc4.com



Customer service

Spain

+ 34 973 468 101
spain@ledsc4.com

Germany

+49 209 882 99 021
deutschland@ledsc4.com

Europe

+ 34 973 468 102
europe@ledsc4.com

Latin America

+ 34 973 468 115
latinamerica@ledsc4.com

United Kingdom

Free-phone: 0808 234 2641
uk@ledsc4.com

Italy

Toll-free: 800 784 275
italia@ledsc4.com

Asia Pacific

+ 34 973 468 116
asiapacific@ledsc4.com

Canada

Toll-free: + 1-866-5636666
customerserviceUS@ledsc4.com

France

+ 34 973 468 130
france@ledsc4.com

Portugal

+ 34 973 468 102
portugal@ledsc4.com

Africa

+ 34 973 468 116
africa@ledsc4.com

United States

Toll-free: + 1-888-3710243
customerserviceUS@ledsc4.com

Alfores, s/n. 25759 Torà
Lleida. Spain
+34 973 468 100

Técnico Interior
Indoor Technical
Technique intérieur

Portátil
Portable
Portable

Baño
Bathroom
Salle de bains

Ventiladores
Fans
Ventilateurs

Exterior
Outdoor
Extérieur

forlight.com

BY
FORLIGHT

