

Fans Collection 2022

Índice

Index



Mariner | 12



Kudari | 14




Buran | 16



Xaloc | 18



Calima | 20




Lodos | 22



Embat | 24



Bora | 26




Kai | 28




Nepal | 30



Sirocco | 32




Stem | 34



Stem | 34



Gregal | 38




Tramuntana | 40



Garbi | 42



Klar | 44



Tiga | 46




Ceos | 48



Formentera | 50




Mogan | 52




Phuket | 54



Tupai | 56



Rodas | 58



Handia | 60



Hawai | 62



Samal | 64

50 años dedicados a la iluminación

50 years devoted to lighting

Para el ser humano, la luz ha sido un elemento indiscutiblemente esencial. Aporta bienestar y confort dotando de funcionalidad a los espacios. LEDS C4 lleva 50 años comprometido con la iluminación, **mejorando la vida de las personas a través de productos y proyectos lumínicos beneficiosos para la sociedad.**

For humans, light has been an undeniably essential element. It provides wellness and comfort while granting spaces a functional nature. LEDS C4 has been committed to lighting for 50 years, **improving people's lives through lighting products that are beneficial to society.**



Soluciones globales

Global solutions

LEDS C4 exporta soluciones de iluminación alrededor del mundo adaptándose a las necesidades de cualquier proyecto. A través de nuestras filiales en Colombia, UK, Alemania, Polonia, Sudáfrica, Dubai, Singapur y China, diseñamos y fabricamos una amplia gama de aplicaciones de iluminación que se adaptan a los distintos mercados y perfiles de los consumidores, cumpliendo siempre una máxima común: calidad y excelencia, tanto en producto como en servicio.

LEDS C4 exports lighting solutions around the world, adjusting to the requirements of any project. Through our subsidiaries in Colombia, UK, Germany, Poland, South Africa, Dubai, Singapore and China, we design and manufacture a wide range of lighting applications that adapt to different markets and consumer profiles, while always fulfilling a common goal: quality and excellence in our product and service.



Garantía / Warranty



DC Motor



Más del 50% de ahorro energético
Over 50% energy saving



Mayor control de la velocidad
Higher speed control



Mayor rapidez en los cambios
Quicker changes



Mayor vida útil
Longer working life



Más silencioso
More silent



Menor peso
Lighter weight

Cómo elegir su ventilador

How to choose your fan

Luz / Light



Con luz
With light



Sin luz
Without light



Medida / Size



< 15 m²



< 1000 mm



15 m² - 20 m²



> 1000 mm
< 1320 mm



20 m² - 30 m²



> 1320 mm
< 2000 mm



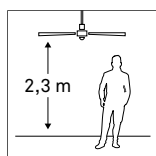
> 30 m²



> 2000 mm

Consejos / Advices

Altura / Height

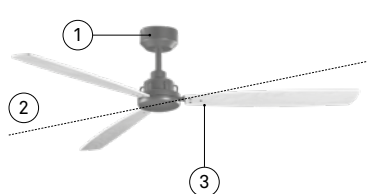


P. LIV

Instalación en techos con
pendiente máxima de 15°
To be installed on ceilings with
15° maximum



Instalación / Installation



- ① Fije correctamente el soporte y las palas.
Fix the support and the blades correctly.
- ② Utilice los contrapesos en caso de balanceo.
If it is unstable, please use the counterweights.
- ③ Es necesario un período de 24h de asentamiento.
It requires 24h settling period.

Smart fans

Light for life 



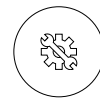
Control desde cualquier lugar
Control from anywhere



Asistente de voz
Voice assistant



Fácil de usar
Easy to use



Sin instalación adicional
No additional installation

Compatible con / Compatible with



SIRI



ALEXA



GOOGLE ASSISTANT





Fácil y rápido de conectar
Quick and easy to connect



Control iluminación Lighting control

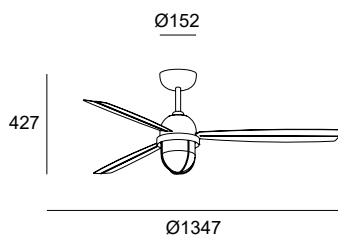
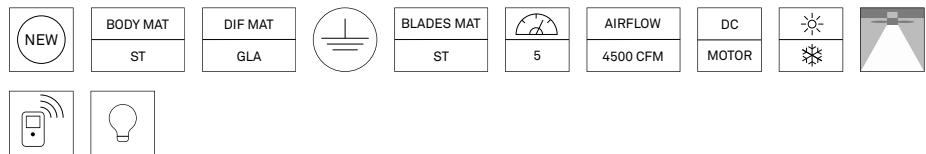
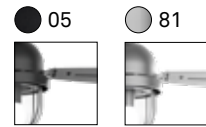
- Encendido/apagado / On/Off
- Luminosidad / Luminosity
- Temperatura color / Colour temperature
- Programación / Programming

Control ventilación Ventilation control

- Encendido/apagado / On/Off
- Cambio velocidad (x5) / Speed change (x5)
- Programación / Programming
- Modo verano/invierno / Summer/Winter mode

 Smart Fans	Smart	Light For Life
Xaloc	●	●
Calima	●	●
Nepal	●	●
Stem	●	●
Kudari	●	●

Mariner[®]



E27	
Code	
30-8550-05-37 81	
	110-240V 50-60Hz

Ø1347mm					
	1	2	3	4	5
	100	138	165	180	200
W	7,1	11	17,3	23	32,7

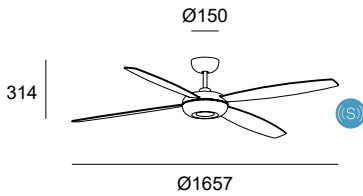
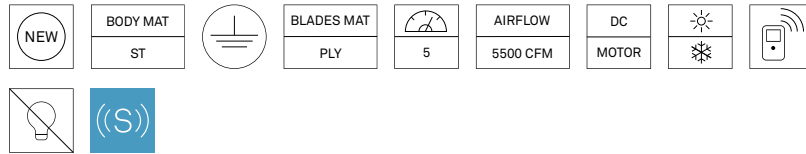
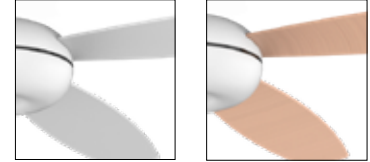


Kudari^N

14




Reversibles / Reversible



Code	
30-8546 - 14 - 14	
30-8547	
110-240V	50-60Hz

Ø1657mm					
	1	2	3	4	5
	77	100	126	142	180
W	9,5	13,5	20,6	28	52

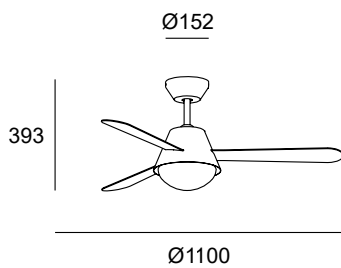
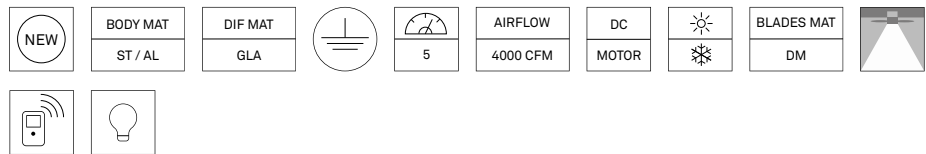



Buran^N

14



Reversibles / Reversible

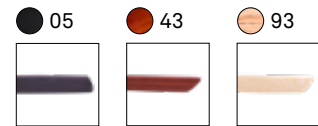


E27	
W	Code
2 x max. 30	30-8551 - 14 - F9
110-240V	50-60Hz

Ø1100mm					
	1	2	3	4	5
	64	140	174	206	235
W	6	8,5	12	17	26,7



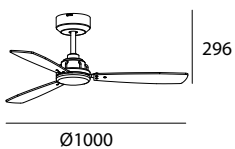
Xaloc



Embellecedor incluido
Trim included



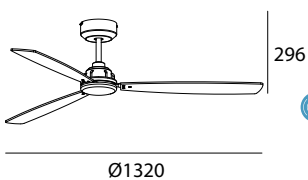
AIRFLOW
4200 CFM



Code	
30-8340	05
30-8342	05 - 43
	93
110-240V 50-60Hz	

Ø1000mm					
	1	2	3	4	5
	175	210	230	250	290
W	6	8	9,8	11,7	17,4

AIRFLOW
5000 CFM



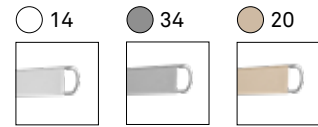
Code	
30-8341	05
30-8343	05 - 43
	93
110-240V 50-60Hz	

Ø1320mm					
	1	2	3	4	5
	118	146	178	193	216
W	7,4	12	19	23,1	33,5

No incluido / Not included	
Accesorio barra de 500 mm 500 mm bar accessory	71-8345-05-05



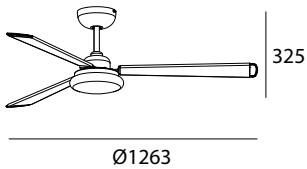
Calima



Tejido Screen / Fabric screen



BODY MAT ST	DIF MAT GLA		50000h L80 B20	3 MacAdam	BLADES MAT TEX / PLABS	AIRFLOW 3800 CFM	DC MOTOR		
		LIGHT FOR LIFE		5					



LED				
K	CRI	W LED	Real Lm	Code
3000	90	15,9	551	30-8408 - 81 - 14
3000-5700	90	14,4	823	30-8407 - 81 - 14

	30-8408	ON-OFF	220-240V	50-60Hz
	30-8407	LIGHT FOR LIFE	220-240V	50-60Hz

No incluido / Not included		
Kit Palas Gris Grey blades kit		71-8409-34-34
Kit Palas Beige Beige blades kit		71-8409-20-20

30-8408-81-14					
	1	2	3	4	5
	131	168	200	216	241
W	7,2	11,8	18,6	23,1	33,5

30-8407-81-14						
	1	2	3	4	5	6
	114	144	180	210	220	235
W	7,2	11,8	18,6	23,1	26,7	33,5

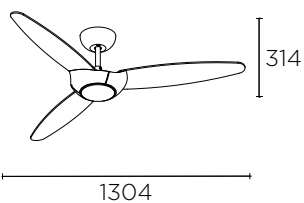


Lodos

14



BLADES MAT	DIF MAT	BODY MAT	50000h	3				AIRFLOW	DC
PLY	GLA	AL / ST	L80 B20	MacAdam			5	4800 CFM	MOTOR



LED				
K	CRI	W LED	Real Lm	Code
2700	80	14,7	467	30-7740 - 14 - F9
220-240V	50-60Hz			

	1	2	3	4	5
	130	170	200	220	240
W	7	11	18	24	33

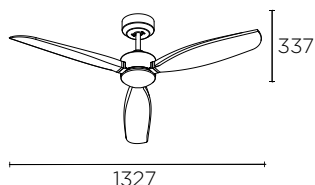


Embat

81



BODY MAT	DIF MAT		50000h	3	BLADES MAT			AIRFLOW	DC
ST	GLA		L80 B20	MacAdam	WOOD		5	4500 CFM	MOTOR



LED				
K	CRI	W LED	Real Lm	Code
3000	80	19,8	627	30-8000 - 81 - F9
220-240V	50-60Hz			

	1	2	3	4	5
	100	126	162	177	200
W	7	11	18	24	33



Bora

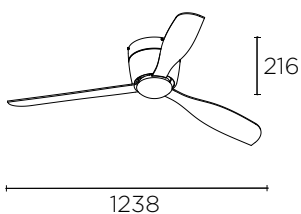
14



BODY MAT	DIF MAT		50000h	3	BLADES MAT			DC	
ST	GLA		L80 B20	MacAdam	PC				



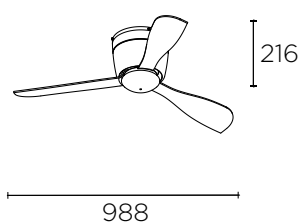
AIRFLOW
5300 CFM



LED				
K	CRI	W LED	Real Lm	Code
3000	80	18	694	30-7972 - 14 - F9
220-240V	50-60Hz			

	1	2	3	4	5
	118	134	148	170	195
W	7,3	10,2	13,9	24,4	33,3

AIRFLOW
4100 CFM



LED				
K	CRI	W LED	Real Lm	Code
3000	80	18	694	30-7973 - 14 - F9
220-240V	50-60Hz			

	1	2	3	4	5
	160	175	190	215	240
W	7,3	9,2	11,2	15,3	20,1

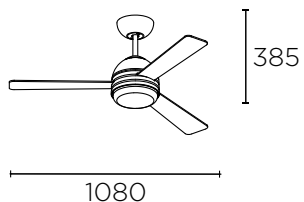


Kai

14



BODY MAT	DIF MAT		BLADES MAT			3	AIRFLOW	DC	
ST	GLA		PLY		5	MacAdam	4800 CFM	MOTOR	



E14	
W	Code
2 x max.8	30-7999 - 14 - F9
110-240V	50-60Hz

	1	2	3	4	5
	154	170	194	214	248
W	3,6	5,5	7,3	9,2	15

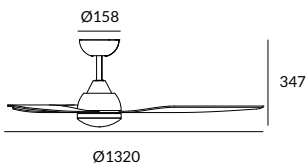


Nepal

○ CF



BODY MAT ST	DIF MAT GLA		50000h L80 B20	3 MacAdam	BLADES MAT ABS		 5	AIRFLOW 7067 CFM	DC MOTOR
				LIGHT FOR LIFE					



LED				
K	CRI	W LED	Real Lm	Code
3000	80	14,5	950	30-7644 - CF - F9
3000-5700	80	13	927	30-8141 - CF - F9
30-7644	ON-OFF	220-240V	50-60Hz	
	30-8141	LIGHT FOR LIFE	220-240V	50-60Hz

	1	2	3	4	5
	131	142	170	187	200
W	8	11	18	24	33

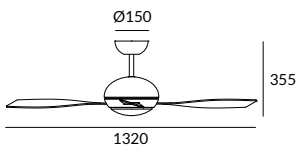


Sirocco

81



BODY MAT ST / GLA	DIF MAT GLA		50000h L80 B20	3 MacAdam	BLADES MAT PC		 5	AIRFLOW 3800 CFM	DC MOTOR

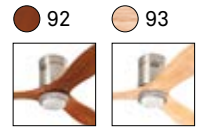


LED				
K	CRI	W LED	Real Lm	Code
3000	80	16	1027	30-7657 - 81 - EC
220-240V		50-60Hz		

	1	2	3	4	5
	115	145	172	202	235
W	7,5	12,4	20,3	31,2	50

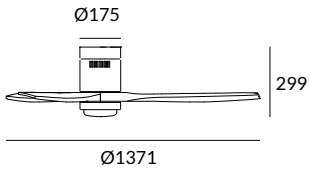


Stem



BODY MAT ST	DIF MAT GLA		50000h L80 B20	3 MacAdam	BLADES MAT WOOD		 5	AIRFLOW 6162 CFM	DC MOTOR
----------------	----------------	--	-------------------	--------------	--------------------	--	-------	---------------------	-------------

--	--	--	--	--	--

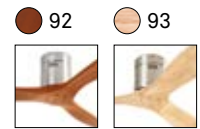


LED					
K	CRI	W LED	Real Lm	Code	
3000	80	15	715	30-6145 - 81 - 92 93	
3000-5700	80	13	927	30-8140 - 81 - 92	
	30-6145 ON-OFF		220-240V	50-60Hz	
	30-8140 LIGHT FOR LIFE		220-240V	50-60Hz	

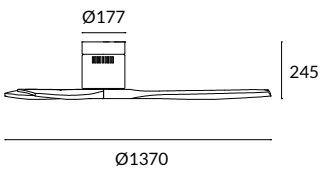
	1	2	3	4	5
	75	115	150	175	200
W	3	7	15	23	36



Stem



BODY MAT ST	DIF MAT GLA		BLADES MAT WOOD		AIRFLOW 6162 CFM	DC MOTOR			
----------------	----------------	--	--------------------	--	---------------------	-------------	--	--	--



Code	
30-5377 - 81 - 92	
93	
	110-240V
	50-60Hz

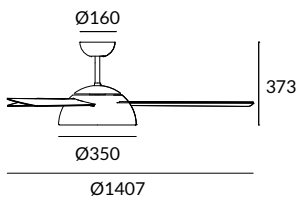
	1	2	3	4	5
	75	115	150	175	200
W	3	7	15	23	36



Gregal



BODY MAT ST	DIF MAT GLA		50000h L80 B20	3 MacAdam	BLADES MAT ACR		 5	AIRFLOW 6102 CFM	DC MOTOR



LED				
K	CRI	W LED	Real Lm	Code
3000	80	25,8	2005	30-6489 - 60 - F9
120-240V		50-60Hz		

	1	2	3	4	5
	92	132	162	196	220
W	6	10	15	24	35

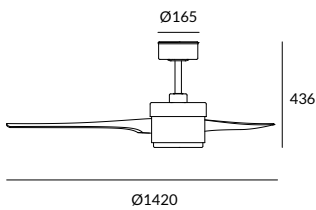


Tramuntana

14



BODY MAT ST	DIF MAT GLA		50000h L80 B20	3 MacAdam	BLADES MAT ACR		 5	AIRFLOW 4000 CFM	DC MOTOR
			IP 44						



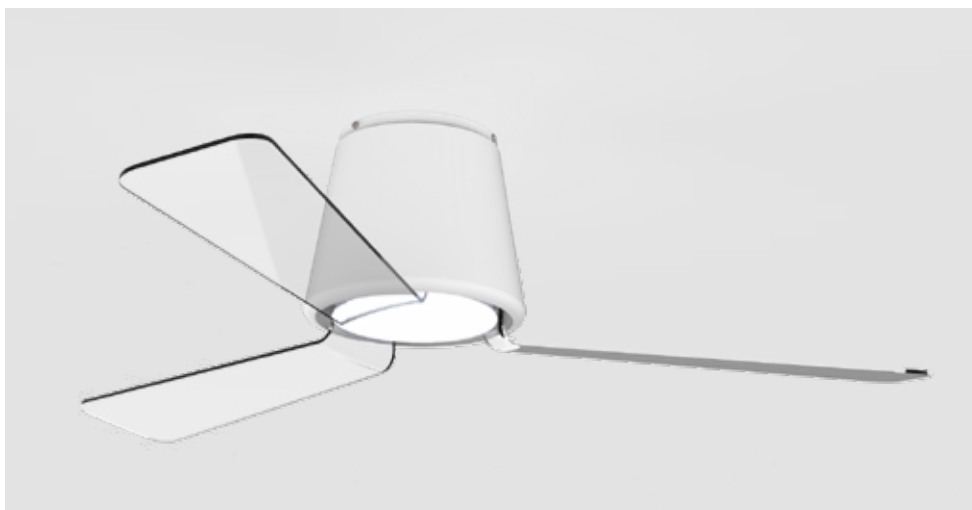
LED				
K	CRI	W LED	Real Lm	Code
3000	80	18,8	1020	30-7643 - 14 - F9
100-240V		50-60Hz		

	1	2	3	4	5
	95	120	144	165	200
W	8,5	13,4	21,1	31,8	50,2

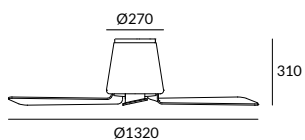


Garbí

14



BODY MAT ST	DIF MAT GLA		50000h L80 B20	3 MacAdam	BLADES MAT ACR		 5	DC MOTOR	
	ON-OFF	IP 44		AIRFLOW 6173 CFM					

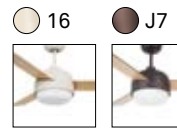


LED				
K	CRI	W LED	Real Lm	Code
3000	80	18,8	886	30-5378 - 14 - F9
110-240V		50-60Hz		

	1	2	3	4	5
	110	138	165	193	221
W	4,1	5,8	11,2	18,5	30



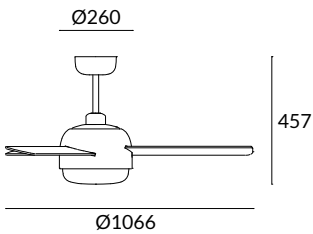
Klar



Reversibles / Reversible



BODY MAT ST	DIF MAT GLA		AIRFLOW 2902 CFM				 3		BLADES MAT DM
----------------	----------------	--	---------------------	--	--	--	-------	--	------------------

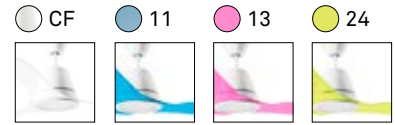


E27 Max. L=140mm / Ø45mm	
W 2 x max.40	Code 30-4864 - 16 - F9 J7 - F9 ⓘ
 220-240V	50-60Hz

	1	2	3
 RPM	100	145	195
W	11	23	42



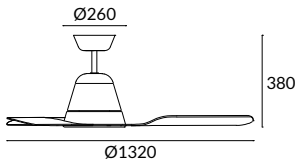
Tiga



Kit opcional / Optional Kit



BODY MAT ST	DIF MAT GLA		50000h L80 B20	3 MacAdam	BLADES MAT ACR		AIRFLOW 5161 CFM	
	ON-OFF	3						



LED				
K	CRI	W LED	Real Lm	Code
3000	80	18,9	1020	30-3249 - CF - M1
220-240V	50-60Hz			

No incluido / Not included	
Accesorio barra de 300 mm blanca compatible con motores AC White 460mm bar accessory compatible with AC motors	71-1843-CF-CF
Accesorio barra de 460 mm blanca compatible con motores AC White 460mm bar accessory compatible with AC motors	71-1844-CF-CF
Palas de color amarillo verde Yellow-green fan blades	71-4867-24-24
Palas de color cyan Cyan fan blades	71-4867-11-11
Palas de color magenta Magenta fan blades	71-4867-13-13

	1	2	3
	80	145	195
RPM			
W	9	28	58

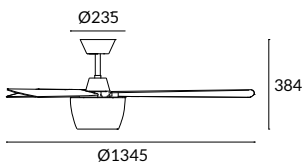


Ceos

CF



BODY MAT PUR / ST	DIF MAT PLABS		50000h L80 B20	3 MacAdam	BLADES MAT ACR		AIRFLOW 6207 CFM	
	ON-OFF		3					



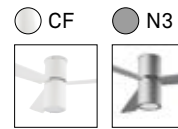
LED					
K	CRI	W LED	Real Lm	Code	
3000	80	11,4	588	30-3250 - CF - M1	
220-240V	50-60Hz				

No incluido / Not included	
Accesorio barra de 300 mm blanca compatible con motores AC White 300mm bar accessory compatible with AC motors	71-1843-CF-CF
Accesorio barra de 460 mm blanca compatible con motores AC White 460mm bar accessory compatible with AC motors	71-1844-CF-CF

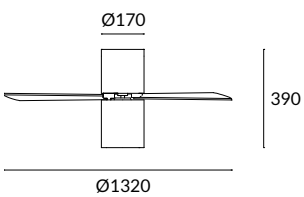
	1	2	3
	80	145	195
W	9	28	58



Formentera



Reversibles / Reversible



E27 Max. L=140mm / Ø56mm	
W	Code
max.23	30-4393 - CF - N3 - M1
220-240V 50-60Hz	

	1	2	3
C RPM	100	150	200
W	19	36	66

No incluido / Not included	
Accesorio kit de luz blanco White light kit accessory	71-4393-CF-CF ⓘ
Accesorio kit de luz gris Grey light kit accessory	71-4393-N3-N3 ⓘ

Kit de luz opcional / Optional lighting kit





Mogan



Reversibles / Reversible

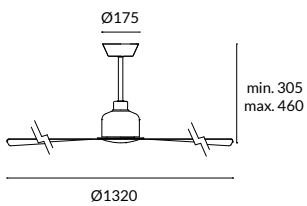


Verano
Summer



Invierno
Winter

BODY MAT AL		BLADES MAT ST	AIRFLOW 6038 CFM				
----------------	--	------------------	---------------------	--	--	--	--



Code	
30-4356 - CF - CF	
220-240V	50-60Hz

No incluido / Not included	
Accesorio barra de 300 mm blanca compatible con motores AC White 300mm bar accessory compatible with AC motors	71-1843-CF-CF
Accesorio barra de 460 mm blanca compatible con motores AC White 460mm bar accessory compatible with AC motors	71-1844-CF-CF

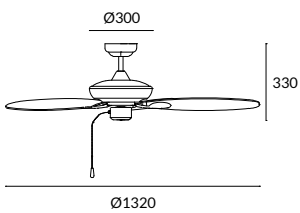

	1	2	3
	140	200	230
W	20	35	50



Phuket



Símil ratán / Similar to rattan



BODY MAT ST		BLADES MAT ABS	AIRFLOW 5020 CFM					
----------------	--	-------------------	---------------------	--	--	--	--	--

Code	
30-4398 - 16 - 16 J7 - J7	
220-240V	50-60Hz

	1	2	3
	80	120	175
W	14	28	56

No incluido / Not included	
Accesorio kit de luz blanco White light kit accessory	71-4398-16-F9
Accesorio Kit de luz marrón Brown light kit accessory	71-4398-J7-F9


Kit de luz opcional
Optional lighting kit



E27 Hal - Fluo - Led / Max. L=140mm / Ø 60mm	
W	Code
2 x 60 max.	71-4398 - 16 - F9 J7



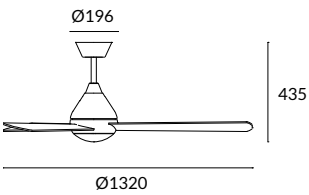
Tupai



Reversibles / Reversible



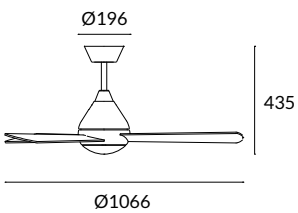
BODY MAT		BLADES MAT		AIRFLOW	DC				
ST		ABS	5	5775 CFM	MOTOR			5	



Code	
30-4863 - 81 - 81 CF - CF	
110-240V	50-60Hz

	1	2	3	4	5
	106	159	209	263	306
W	4	6	12	23	36

BODY MAT		BLADES MAT		AIRFLOW	DC			
ST		PLY	5	4513 CFM	MOTOR			



Code	
30-4866 - 81 - 81 CF - CF	
110-240V	50-60Hz

	1	2	3	4	5
	74	112	155	190	218
W	3	6	13	22	35



Rodas

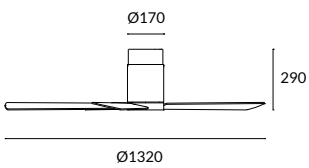
CF



Discos de color incluidos
Colour disks included



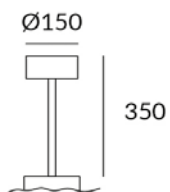
BODY MAT AL		BLADES MAT PLY	AIRFLOW 5303 CFM					
----------------	--	-------------------	---------------------	--	--	--	--	--



Code	
30-1964 - CF - CF	
220-240V	50-60Hz

	1	2	3
	90	135	180
W	16	26	53

Incluido / Included
Discos de color Colour disks




No incluido / Not included
Code
71-1964 - CF - CF



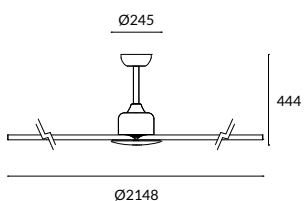


Handia

DB



BODY MAT		BLADES MAT	AIRFLOW				
ST		AL	14500 CFM			6	



Code	
30-5638 - DB - DB	
220-240V	50-60Hz

	1	2	3	4	5	6
	30	41	52	63	74	88
W	4	7	9	11	20	35



Hawaii

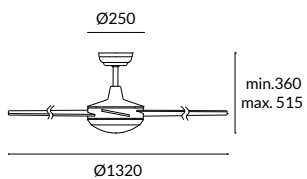
81



Reversibles / Reversible



BODY MAT AL	DIF MAT GLA	BLADES MAT PLY		AIRFLOW 5889 CFM					
----------------	----------------	-------------------	--	---------------------	--	--	--	--	--



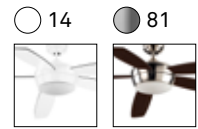
R7s	
Code	
30-2854 - 81 - F9	
220-240V	50-60Hz

	1	2	3
	130	180	220
W	22	39	66

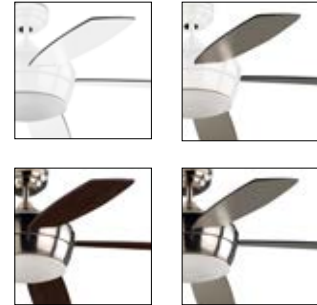
No incluido / Not included	
Accesorio barra de 300 mm satin niquel compatible con motores AC Satin nickel 300mm bar accessory compatible with AC motors	71-1843-81-81
Accesorio barra de 460 mm satin niquel compatible con motores AC Satin nickel 460mm bar accessory compatible with AC motors	71-1844-81-81



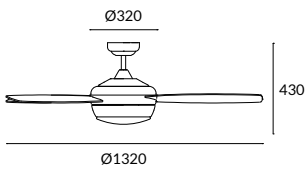
Samal



Reversibles / Reversible









BODY MAT AL	DIF MAT GLA		BLADES MAT PLY		AIRFLOW 6451 CFM					
----------------	----------------	--	-------------------	--	---------------------	--	--	--	--	--



E27	W		Code	
	2 x max.40	30-0068 - 81 14 - F9		
	220-240V	50-60Hz		

	1	2	3
	94	147	220
W	12	27	72



No incluido / Not included	
Accesorio barra de 300 mm blanca compatible con motores AC White 300mm bar accessory compatible with AC motors	71-1843-CF-CF
Accesorio barra de 300 mm satin niquel compatible con motores AC Satin nickel 300mm bar accessory compatible with AC motors	71-1843-81-81
Accesorio barra de 460 mm blanca compatible con motores AC White 460mm bar accessory compatible with AC motors	71-1844-CF-CF
Accesorio barra de 460mm satin niquel compatible con motores AC Satin nickel 460mm bar accessory compatible with AC motors	71-1844-81-81

	S	M	L	XL	Motor DC DC Motor	Fuente de Luz Light Source	IP44	Invierno /Verano Winter/ Summer	Versión / Version Smart Compatible	Techo inclinado Sloping Roof (max. 15°)
Bora	●	●			●	LED		●		
Buran ^(N)		●			●	E27		●		●
Calima		●			●	LED		●	●	●
Ceos			●		●	LED		●		●
Embat		●			●	LED		●		●
Formentera		●				E27		●		
Garbí		●			●	LED	●	●		
Gregal			●		●	LED		●		●
Handia				●	●			●		●
Hawai		●				R7S		●		●
Kai	●				●	E14		●		●
Klar	●					E27		●		●
Kudari ^(N)			●		●			●	●	●
Lodos		●			●	LED		●		●
Mariner ^(N)		●			●	E27		●		●
Mogan		●						●		●
Nepal		●			●	LED		●	●	●
Phuket		●				Opcional Optional		●		●
Rodas		●						●		Accesorio Accessory
Samal		●				E27		●		●
Sirocco		●			●	LED		●		●
Stem			●		●	Opcional Optional		●	●	
Tiga		●				LED		●		●
Tramuntana			●		●	LED	●	●		●
Tupai	●	●			●			●		●
Xaloc	●	●			●			●	●	●

Accesorios / Accessories

Barras / Bars





mm	Code	
304	71-1843 -	81 - 81 CF - CF
304	71-1844 -	81 - 81 CF - CF
		  10

* Compatible con todos los modelos, excepto aquellos con motor DC
Compatible with all models, except for those with DC engine

Controlador de pared (3 velocidades) Wall Control (3 speeds)





Code
71-4933 - 00 - 00*
  40

* Compatible con todos los modelos, excepto aquellos con motor DC
Compatible with all models, except for those with DC engine



Controlador de pared (3 velocidades y encendido/apagado de la luz) Wall Control (3 speeds and light on/off)



Code
71-4932 - 00 - 00*
  40
















* Compatible con todos los modelos, excepto aquellos con motor DC
Compatible with all models, except for those with DC engine

Mando a distancia Remote control










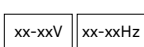






Code
71-6054 - 00 - 00*
  40

* Compatible con todos los modelos, excepto aquellos con motor DC
Compatible with all models, except for those with DC engine

Acabados / Finishes

	05/60	NEGRO	BLACK
	11	AZUL	BLUE
	13	MAGENTA	MAGENTA
	14 / BL	BLANCO	WHITE
	16	BLANCO ANTIGUO	OLD WHITE
	20	BEIGE	BEIGE
	24	AMARILLO	YELLOW
	34/GR N3/AJ	GRIS	GREY
	93	MADERA CLARA	LIGHT WOOD
	81 NS	NÍQUEL SATINADO	SATIN NICKEL
	CF	BLANCO BRILLANTE	BRIGHT WHITE
	E4	PATINÉ	ANTIQUÉ BRASS
	J7	MARRÓN COBRIZO	COPPER BROWN
	92/F9	MADERA OSCURA	DARK WOOD
	DB	GRIS METALIZADO	METALLIC GREY

Simbología / Symbols

	MATERIAL CUERPO	BODY MATERIAL
	MATERIAL DIFUSOR	DIFFUSER MATERIAL
	MATERIAL PANTALLA	SHADE MATERIAL
	MATERIAL PALAS	BLADES MATERIAL
	FLUJO DE AIRE	AIR FLOW
	CLASE I	CLASS I
	CLASE II	CLASS II
	CLASE III	CLASS III
IPXX	SISTEMA DE CODIFICACIÓN PARA INDICAR EL GRADO DE PROTECCIÓN PROPORCIONADO POR UN ENVOLVENTE CONTRA LA ENTRADA DE ELEMENTOS SÓLIDOS Y LÍQUIDOS	A CODING SYSTEM THAT SHOWS THE DEGREE OF PROTECTION THAT A CASING PROVIDES AGAINST THE PENETRATION OF SOLID OBJECTS OR DUST AND LIQUIDS
	EQUIPO NO INCLUIDO	EQUIPMENT NOT INCLUDED
	EQUIPO INCLUIDO	EQUIPMENT INCLUDED
	UNIDADES DE EMBALAJE	ITEMS PER BOX
P. XXX	VER PÁGINA XXX	SEE PAGE XXX
Real lm	FLUJO NOMINAL BAJO CONDICIONES REALES DE TRABAJO (T _J =85°)	DESIGN FLOW UNDER REAL WORKING CONDITIONS (T _I =85°)
	TENSIÓN DE ENTRADA	SUPPLY VOLTAGE
	INTERRUPTOR DE CUERDA	PULL CORD SWITCH
	MANDO A DISTANCIA	REMOTE CONTROL
	MANDO A DISTANCIA NO INCLUIDO	REMOTE CONTROL NOT INCLUDED
	MANDO DE PARED COMPATIBLE, NO INCLUIDO	COMPATIBLE WALL CONTROL, NOT INCLUDED
	VELOCIDADES	SPEEDS
	MOTOR DE CORRIENTE CONTINUA	DIRECT CURRENT MOTOR
	REVOLUCIONES POR MINUTO	REVOLUTIONS PER MINUTE
	SILENCIOSO	QUIET
	FUNCIÓN INVERSA	REVERSE FUNCTION

	CONSULTAR DISPONIBILIDAD	CHECK AVAILABILITY
	CON LUZ	WITH LIGHT
	SIN LUZ	WITHOUT LIGHT
	SISTEMA DE REGULACIÓN	DIMMING SYSTEM
	MacAdam	MacAdam
	NUEVO	NEW
	VENTILADORES CON CONECTIVIDAD INTEGRADA	FANS WITH BUILT-IN CONECTIVITY

Materials / Materials

ABS	PLÁSTICO ABS	ABS PLASTIC
ACR	ACRÍLICO	ACRYLIC
AL	ALUMINIO	ALUMINIUM
COT	ALGODÓN	COTTON
DM	DM (TABLERO DE FIBRA DE DENSIDAD MEDIA)	MDF (MEDIUM DENSITY FIBREBOARD)
GLA	CRISTAL	GLASS
PC	POLICARBONATO	POLYCARBONATE
PLY	CONTRACHAPADO	PLYWOOD
ST	ACERO	STEEL
WOOD	MADERA	WOOD

Índice de referencias / References index

Referencia Reference	Pág. Pag.
30-0068	64
30-1964	58
30-2854	62
30-3249	46
30-3250	48
30-4356	52
30-4393	50
30-4398	54
30-4863	56
30-4864	44
30-4866	56
30-5377	36
30-5378	42
30-5638	60
30-6145	34
30-6489	38
30-7643	40
30-7644	30
30-7657	32
30-7740	22
30-7972	26
30-7973	26
30-7999	28
30-8000	24
30-8140	34
30-8141	30
30-8340	18
30-8341	18
30-8342	18
30-8343	18
30-8407	20
30-8408	20
30-5500	12
30-8546	14
30-8547	14
30-8551	16
71-1843	46, 48, 52, 62, 64
71-1844	46, 48, 52, 62, 64
71-1964	58
71-4393	50
71-4398	54
71-4867	46
71-8345	18
71-8409	20

Información importante

Important information

Debido a la constante evolución de la tecnología LED, los datos técnicos de los productos pueden variar en el tiempo. Recomendamos consultar la ficha técnica en la página web (www.leds-c4.com) para disponer de versión actualizada.

Due to the constant technological developments in LED technology, product technical data may vary over time. We recommend you consult the technical data sheet for each product on our website (www.leds-c4.com) to read more about the latest version.

Todos los derechos reservados. Ninguna parte de este libro puede ser reproducida en ningún formato de papel o electrónico, sin el consentimiento previo del editor o de los propietarios de los derechos.

All rights reserved. No part of this book may be reproduced in any form, either paper or electronic, without the prior consent of the publisher or the rights-holder.

LEDS C4 S.A.
Afores s/n 25750 Torà
Lleida – Spain
+34 973 468 100
leds-c4@leds-c4.com

Customer Service

SPAIN
+ 34 973 468 101
spain@leds-c4.com

UNITED KINGDOM
Free-phone: 0808 234 2641
uk@leds-c4.com

FRANCE
+ 34 973 468 130
france@leds-c4.com

GERMANY
+49 209 882 99 021
deutschland@leds-c4.com

ITALY
Toll-free: 800 784 275
italia@leds-c4.com

PORTUGAL
+34 973 468 102
portugal@leds-c4.com

EUROPE
+ 34 973 468 102
europe@leds-c4.com

ASIA PACIFIC
+ 34 973 468 116
asiapacific@leds-c4.com

AFRICA
+ 34 973 468 116
africa@leds-c4.com

LATIN AMERICA
+ 34 973 468 115
latinamerica@leds-c4.com

CANADA
Toll-free: + 1-866-5636666
CustomerServiceUS@leds-c4.com

UNITED STATES
Toll-free: + 1-888-3710243
CustomerServiceUS@leds-c4.com

Madrid

LEDS-C4 Centro Innovación Madrid
Pol. Industrial Ventorro del Cano
Calle Cercedilla 11 Nave1,
28925 Alcorcón, Madrid

Middle East

Fortune Executive Tower
Cluster T - Office 204
Jumeirah Lake Towers
PO 336910 Dubai - UAE
+ 971 4458 4272
middleeast@leds-c4.com

Asia Pacific

8 Robinson Road
#03-00 ASO Building
048544 SINGAPORE
+65 8133 5024

South Africa

Office 111, Regus Business Centre
(AMR Building)
3 Concorde Road East
2007 Bedfordview SOUTH AFRICA
+27100075231
SouthAfrica@leds-c4.com

Germany

im Wissenschaftspark
Deutschland GmbH
Munscheidstraße 14
45886 Gelsenkirchen GERMANY
+49 209 882 99 021
deutschland@leds-c4.com

Poland

Leds Polska Sp. z o.o.
Ul. Kasztanowa 44
05-816 Michalowice-Wies POLAND
+ 48 71 733 64 01
biuro@leds-c4.pl

Colombia

Carrera 13, A #89-53
Oficina 101 – Edificio Farallones
110221 Bogotá COLOMBIA
+ 571 6386012


Press


comunicacion@leds-c4.com

Suppliers

+ 34 973 468 113


LEDS-C4.COM

 Instagram: [instagram.com/leds_c4/](https://www.instagram.com/leds_c4/)

 Facebook: [facebook.com/ledsc4.sa](https://www.facebook.com/ledsc4.sa)

 LinkedIn: [linkedin.com/company/leds-c4](https://www.linkedin.com/company/leds-c4)

 Twitter: twitter.com/ledsc4

 Pinterest: [pinterest.com/ledsc4/](https://www.pinterest.com/ledsc4/)

AFORES S/N 25750 TORÀ
LLEIDA, SPAIN

(+34) 973 468 100
LEDS-C4.COM